



# TULANE BASEBALL

129 MLB DRAFT PICKS | 56 ALL-AMERICA SELECTIONS | 21 NCAA REGIONALS | THREE SUPER REGIONALS | TWO COLLEGE WORLD SERIES | 15 CONFERENCE TITLES

GAMES 10-12

## TULANE (8-1; 0-0) vs. MISSISSIPPI STATE (5-4; 0-0)

3.4.22-3.6.22 | NEW ORLEANS | GREER FIELD AT TUCHIN STADIUM (5,000)



**TULANE GREEN WAVE**  
Head Coach: Travis Jewett  
Record at Tulane: 138-117 (sixth year)  
Overall: Same

**MISSISSIPPI STATE BULLDOGS**  
Head Coach: Chris Lemonis  
Record at Tulane: 119-41 (fourth year)  
Overall: 260-132-2



### THE MATCHUP

- The first tilt of the series is on Friday at 6:30. First pitch on Saturday is at 2:00 and Sunday's finale begins at 1:00
- The series will be aired live on ESPN+ and radio coverage will be on WRBH 88.3 FM.
- The two sides faced off in Starkville in 2021 in a highly-contested series where the Bulldogs won two of the three games, including a 5-4 walk-off win in game three.
- Friday is the 112th all-time meeting between the two sides. Mississippi State Holds a 76-32 all-time series lead.

### TULANE STARTS HOT

- The Green Wave have enjoyed a strong start to the season and carry a four-game winning streak into Friday's matchup. The Tulane hitters have been red hot and have scored 46 combined runs in their last three games.
- Redshirt sophomore outfielder Ethan Groff is the reigning AAC player of the week. Groff hit .417 with six runs scored and four RBIs in four

games.

- Sophomore lefty Dylan Carmouche has been named to the AAC Honor Roll in back-to-back weeks. Carmouche has a 0.69 ERA in 13 innings pitches. The lefty is also a Mississippi State transfer and is slotted to start on Saturday against the club with which he won a College World Series just last year.

### SCOUTING THE BULLDOGS

- Mississippi State has had a slower start to the year after winning the College World Series in 2021 and an incredible 50 games on the year. Most recently, the Bulldogs dropped a 7-1 contest to Southern Mississippi on Wednesday.
- Sophomore right-hander Cade Smith has made two Sunday starts and has a team-leading 0.84 ERA. Senior Brad Cumbest is leading the team in hitting with a .400 average.

## TULANE PITCHING ROTATION (SEASON NUMBERS)

FRIDAY	SATURDAY	SUNDAY
Tyler Hoffman	Dylan Carmouche	Michael Massey
RHP	LHP	RHP
0-1 Record	2-0 Record	1-0 Record
9.1 IP	13.0 IP	9.1 IP
9 H	8 H	14 H
3.86 ERA	0.69 ERA	5.79 ERA
7 K's	11 K's	5 K's

## MISSISSIPPI STATE PITCHING ROTATION (SEASON NUMBERS)

FRIDAY	SATURDAY	SUNDAY
Landon Sims	Preston Johnson	Cade Smith
RHP	RHP	RHP
0-2 Record	1-1 Record	2-0 Record
12.0 IP	10.1 IP	5.0 IP
6 H	3 H	4 H
1.50 ERA	1.74 ERA	0.84 ERA
4 K's	5 K's	13 K's

15

Chase Englehard is ranked 15 in division 1 baseball in doubles with five so far in the season.

112

This weekend will consist of the 112, 113 and 114 meetings between the two teams.

.419

Tulane redshirt sophomore Ethan Groff has started all nine games this season batting a stiff .419 in 31 at bats. He leads the AAC in runs scored with 16. He also leads Tulane in runs (16), hits (13), RBI (10), doubles (5), triples (1), total bases (23) and

slugging % (.742).

## 2022 TULANE SCHEDULE

8-1 OVERALL, 0-0 THE AMERICAN

DATE	OPPONENT	TIME/RESULT	TV
FEB. 18	UMASS LOWELL	W 10-2	ESPN+
FEB. 19	UMASS LOWELL	W 11-0	ESPN+
FEB. 20	UMASS LOWELL	W 6-5	ESPN+
Feb. 23	at Nicholls	W 7-5	TBA
Feb. 25	at Louisiana Tech	L 6-1	TBA
Feb. 26	at Louisiana Tech	W 4-1	TBA
Feb. 27	at Louisiana Tech	W 13-5	TBA
March 1	at Southeastern Louisiana	W 23-1	ESPN+
MARCH 2	TEXAS SOUTHERN	W 10-2	ESPN+
MARCH 4	MISSISSIPPI STATE	6:30 P.M.	ESPN+
MARCH 5	MISSISSIPPI STATE	2 P.M.	ESPN+
MARCH 6	MISSISSIPPI STATE	1 P.M.	ESPN+
March 9	at Southern Miss	6 P.M.	TBA
MARCH 11	EVANSVILLE	6:30 P.M.	ESPN+
MARCH 12	EVANSVILLE	2 P.M.	ESPN+
MARCH 13	EVANSVILLE	1 P.M.	ESPN+
March 15	at LSU	6:30 P.M.	SEC Network+
MARCH 16	NICHOLLS	6:30 P.M.	ESPN+
MARCH 18	VILLANOVA	6:30 P.M.	ESPN+
MARCH 19	VILLANOVA	2 P.M.	ESPN+
MARCH 20	VILLANOVA	1 P.M.	ESPN+
MARCH 23	SOUTHEASTERN	6:30 P.M.	ESPN+
MARCH 26	DAYTON	6:30 P.M.	ESPN+
MARCH 27	DAYTON	2 P.M.	ESPN+
MARCH 28	DAYTON	1 P.M.	ESPN+
March 26	at New Orleans	6:30 P.M.	TBA
April 1	at Memphis*	6 P.M.	ESPN+
April 2	at Memphis*	2 P.M.	ESPN+
April 2	at Memphis*	1 P.M.	ESPN+
April 6	at Southern	6 P.M.	TBA
APRIL 8	SOUTH FLORIDA*	6:30 P.M.	ESPN+
APRIL 9	SOUTH FLORIDA*	2 P.M.	ESPN+
APRIL 10	SOUTH FLORIDA*	1 P.M.	ESPN+
April 12	at New Orleans	6:30 P.M.	TBA
April 14	at Houston*	6:30 P.M.	TBA
April 15	at Houston*	6:30 P.M.	TBA
April 16	at Houston*	1 P.M.	TBA
APRIL 19	SOUTHERN MISS	6:30 P.M.	ESPN+
APRIL 22	EAST CAROLINA*	6:30 P.M.	ESPN+
APRIL 23	EAST CAROLINA*	2 P.M.	ESPN+
APRIL 24	EAST CAROLINA*	1 P.M.	ESPN+
April 26	at South Alabama	6:30 P.M.	TBA
April 29	at UCF*	5 P.M.	TBA
April 30	at UCF*	5 P.M.	TBA
May 1	at UCF*	Noon	TBA
MAY 3	NEW ORLEANS	6:30 P.M.	ESPN+
MAY 6	CINCINNATI*	6:30 P.M.	ESPN+
MAY 7	CINCINNATI*	2 P.M.	ESPN+
MAY 8	CINCINNATI*	1 P.M.	ESPN+
MAY 10	SOUTH ALABAMA	6:30 P.M.	ESPN+
May 13	at Wichita State*	6 P.M.	ESPN+
May 14	at Wichita State*	2 P.M.	ESPN+
May 15	at Wichita State*	1 P.M.	ESPN+
MAY 19	MEMPHIS*	6:30 P.M.	ESPN+
MAY 20	MEMPHIS*	6:30 P.M.	ESPN+
MAY 21	MEMPHIS*	1 P.M.	ESPN+
MAY 24-29	AAC TOURNAMENT^	TBA	TBA

\* - Denotes American Athletic Conference game

^ - American Athletic Championship (Clearwater, Fla. - BayCare Ballpark)

Home games in **BOLD**, and played at Greer Field at Turchin Stadium  
All times central time zone and subject to change.

**SERIES:** Mississippi State leads 76-32-3

**First Result:** .....Mississippi State won, 1904

**Last Result:** .....Mississippi State won, 2021

**Current Streak:** .....Mississippi State, W2

**TV:** ESPN+

**Play-by-Play** .....Jack Benjamin

**Color Analyst** .....Ron Swoboda

**RADIO:** 88.3 FM/Tulane App

**Play-by-Play** .....Corey Gloor



# MEDIA INFORMATION

The Tulane Strategic Communications staff stands ready to assist in your coverage of all Green Wave athletics teams in 2022. For information regarding securing credentials, arranging interviews, broadcast coverage of obtaining statistics or photos, please contact the appropriate member of the Strategic Communications staff. The Strategic Communications offices are located on the third floor of the James W. Wilson Jr., Center. Parking is available in the Claiborne Lot (accessible off Claiborne Avenue next to Greer Field at Turchin Stadium).

Please take a moment to read the important media information below.

## MEDIA OPPORTUNITIES & SERVICES

### Interviews

All interview requests for head coach Travis Jewett, any assistant coaches and players must be coordinated through the Strategic Communications office.

For telephone interviews, student-athletes will be provided with the number and will make the call at a mutually-agreed upon time. Phone numbers of student-athletes will not be made available to the media.

### Website

Updated statistics, game recaps, weekly and daily releases, player and coaches' bios, historical, broadcast and ticket information, can be found at [TulaneGreenWave.com](http://TulaneGreenWave.com). Media are encouraged to check the website regularly for the latest Green Wave Athletics news.

### Video Services

Requests for video footage of the football team should be made to the Strategic Communications office. Please allow a minimum of three days lead time for video requests.

### Accessing Information

In addition to [TulaneGreenWave.com](http://TulaneGreenWave.com) and the official baseball-specific social media outlets, the latest news, weekly releases, updated depth charts, rosters and season and single game statistics can be sent on a daily or weekly basis via e-mail. Contact the appropriate staff member in the Strategic Communications office to be added to a particular sport's media distribution list.

## GAME DAY COVERAGE

### Credential Requests

All requests for media, radio, television, photography, scouting and parking credentials for practice and game day coverage, should be made in writing, on company letterhead or via e-mail (company name in address), to the Strategic Communications office. Requests to cover a specific game should be made at least one week prior. Game credentials will not be mailed, but can be picked up in the Strategic Communications office during the week or at the media will-call location. Media credentials will only be available on a game-by-game basis.

All space for the working press, radio and television for Tulane baseball games is allocated by the Strategic Communications office, which reserves the right to deny credentials to any outlet. Freelance and/or non-daily writers may be asked to produce copies of actual publications in which their work has appeared.

Media credentials will be issued to working media only. Credentials are not transferable and use by anyone other than members of the working media is prohibited. Credentials used in an unauthorized manner will be revoked. News organizations allowing unauthorized individuals to use credentials will have their credentials revoked. All press credentials remain the property of the Tulane Athletics Department and must be returned upon request. Credentials will NOT be mailed.

### Will Call

Media credentials not picked up prior to will be available on gameday at the Turchin Stadium Media Will-Call table.

### Game Day Media Services

For the 2022 season, members of the media will be seated in The Coaches Corner located directly behind home plate at Greer Field at Turchin Stadium and will open two hours prior to first pitch.

Credentialed media members will be given meal tickets. Refreshments will be available throughout the game in the media center.

Game notes, programs, a flip card and statistics will be provided prior to the game in both physical and digital formats. Visit [TulaneGreenWave.com](http://TulaneGreenWave.com) prior to each game for updated information. Complete box scores will be available approximately 20 minutes after the game in the pressbox.

### Postgame Interviews

Postgame interviews will take place after every game down the left field line on Greer Field. The athletics communications contact from the visiting school will establish their own interview policies after each game.

Head coach Travis Jewett and requested players will be available postgame approximately 10 minutes after each game. Tulane's locker room is closed.

## TOM SYMONDS


Assistant Athletics Director



Office: 504-862-8249  
Cell: 504-407-7349  
E-Mail: [tsymonds@tulane.edu](mailto:tsymonds@tulane.edu)  
Sport Assignments: Football, Baseball, M-Basketball

## CONNOR MCGINNIS

Assistant Director



Office: 504-865-5504  
Cell: 504-214-6003  
E-Mail: [cmcginnis1@tulane.edu](mailto:cmcginnis1@tulane.edu)  
Sport Assignments: W-Basketball, M/W-Tennis, Sailing

## VICTORIA AHLBRECHT

Graduate Assistant



Office: 504-865-5504  
Cell: 859-640-6860  
E-Mail: [vahlbrecht@tulane.edu](mailto:vahlbrecht@tulane.edu)  
Sport Assignments: Football (secondary), Swimming & Diving, Beach Volleyball, W-Golf

## SAMANTHA LARSEN

Graduate Assistant



Office: 504-314-2475  
E-Mail: [slarsen3@tulane.edu](mailto:slarsen3@tulane.edu)  
Sport Assignments: Volleyball, Cross Country, Baseball (secondary), Track & Field, Bowling

## ADAM RAMIREZ

Student Assistant



E-Mail: [aramirez1@tulane.edu](mailto:aramirez1@tulane.edu)  
Sport Assignments: SAIL



## 2022 QUICK FACTS

### University

Location	New Orleans, La.
Founded	1834
Enrollment	13,581
President	Mr. Michael A. Fitts
	Harvard (1975)
Athletics Director	Troy Dannen
	Northern Iowa (1989)

### Strategic Communications

Asst. AD for Strategic Communications	Tom Symonds
Office Phone	(504) 862-8249
Cell Phone	(504) 407-7349
E-mail	tsymonds@tulane.edu
Mailing Address	James W. Wilson Jr. Center
	New Orleans, LA 70118
Website	www.tulaneGreenWave.com

Asst. Director	Connor McGinnis
Graduate Asst	Victoria Ahlbrecht
Graduate Asst	Samantha Larsen

### Coaching Staff

Head Coach	Travis Jewett (Sixth Season)
	Washington State (1993)
Overall Record (Yrs.)	138-117 (6th year)
Record at Tulane	Same
Assistant Coaches	Daniel Latham (Tulane, 2007)
	Jay Uhlman (Nevada, 1998)
	Adam Core (Harris Stowe State University, 2017)
Dir. of Baseball Ops	Curtis Alkey (LSU, 2007)
Baseball Office	(504) 862-8216

### Team Information

First Year of Baseball	1893 (115th Season)
Program Record	2265-1504-19 (.598)
The American Record	80-79 (.503)

Facility	Greer Field at Turchin Stadium (5,000)
Built	1991 (Renovated: 2008)
First Game	March 11, 1991
	(Tulane 11, Notre Dame 4)
Record at GFATS	698-287-2 (.29 Seasons)
Surface	Astro Turf Diamond Series
Dimensions	Lines: 325, Alleys: 370, Center: 400

### 2021 Recap

2021 Record (American Athletic Conference)	31-24 (17-10)
Position Starters Returning/Lost	8/1
Pitching Starters Returning/Lost	0/3
Total Newcomers	21
Freshman/Transfers	13/8

### History Recap

NCAA Regional Appearances	21
	1979, 1982, 1983, 1986, 1987, 1988, 1992, 1994, 1996,
	1998, 1999, 2000, 2001, 2002, 2003, 2004, 2005, 2006,
	2008, 2015, 2016
NCAA Super Regional Appearances	3
	2001, 2004, 2005
College World Series Appearances	2
	2001, 2005
Overall Postseason Record	38-44 (.463)
Last Postseason Results	Oxford Regional (2016)
	L, 7-2 vs. Boston College
	W, 6-5 vs. Ole Miss
	W, 4-1 vs. Utah
	L, 6-3 vs. Boston College

## 2022 TULANE (8-1)

Team Stats	TULANE	Opp.
Batting Average	.284	.216
Runs	85	27
Hits	83	59
Doubles	25	13
Triples	2	2
Home Runs	6	5
Walks	55	29
Stolen Bases	7	7
Team ERA	3.07	7.77
Strikeouts	72	72
Field Percentage	.990	.944

### 2022 Tulane Statistical Leaders

Batting	AB	H	HR	RBI	AVG.
Groff	31	13	1	10	.419
Aviles	31	11	0	8	.35

Pitching	ERA	W-L	APP	IP	ER	SO
Carmouche	0.69	2-0	2	13.0	1	11
Robinson	0.90	1-0	3	10.0	1	7

Fielding	C	PO	A	E	FLD %
Aviles	59	53	6	0	1.000
Lee	50	46	4	0	1.000

## 2022 MISSISSIPPI STATE (5-4)

Team Stats	Miss. State	Opp.
Batting Average	.260	.230
Runs	58	39
Hits	75	66
Doubles	6	14
Triples	1	1
Home Runs	11	6
Walks	40	34
Stolen Bases	8	2
Team ERA	3.92	6.08
Strikeouts	102	72
Field Percentage	.983	.980

### 2022 Miss. State Statistical Leaders

Batting	AB	H	HR	RBI	AVG.
Cumbest	25	10	3	8	.400
Downs	10	4	0	5	.400

Pitching	ERA	W-L	APP	IP	ER	SO
Smith	0.84	2-0	2	10.2	1	13
Sims	1.50	0-2	2	12.0	2	17

Fielding	C	PO	A	E	FLD %
Leggett	19	11	8	0	1.000
Yeager	17	9	8	0	1.000

## 2022 NCAA TEAM RANKINGS

Category	TULANE	MSU
Base on balls	13	79
Batting Average	82	143
Double Plays	99	190
Doubles	9	244
Earned Run Average	50	80
Fielding Percentage	7	28
Hit Batters	154	212
Hit by Pitch	85	70
Hits	55	91
Hits Allowed Per 9 IP	48	73
Home Runs	104	27
On Base Percentage	50	123
Runs	18	65
Sacrifice Flies	36	108
Scoring	25	107
Slugging Percentage	78	125
Stolen Bases	139	118
Strikeout-to-Walk Ratio	94	58
Strikeouts Per 9 IP	181	26
Triples	76	137
WHIP	37	73
Walks Allowed Per 9 IP	57	101

Rankings as of March 2

## LAST TIME OUT

- Tulane played rare back-to-back midweek games this week, defeating Southeastern Louisiana 23-1 on the road Tuesday and Texas Southern 10-2 at home on Wednesday.
- Chase Engelhard led the way on Wednesday with five RBIs and eight Wave pitchers held TSU to two hits.

## TULANE LOOKS TO BUILD OFF STRONG 2021 SEASON

- The Green Wave baseball team enters their 114th year this spring with the mindset of continuing their momentum from the 2021 campaign.
- Tulane finished the year with a 31-24 mark and second in the AAC.
- The Green Wave went on a 12-game winning streak in 2021 - the program's longest since 2001 (15).
- Tulane also posted a 20-11 record at home.

## TULANE IN THE PRESEASON RANKS

- The Green Wave enters the 2022 season predicted to compete as the three seed in the Baton Rouge regional by D-1 Baseball.
- Tulane checked in right outside the Fab 50 by Collegiate Baseball.
- The Green Wave were one of five teams that received votes for the Fab 50 from the American Athletic Conference.

## GREEN WAVE FEATURES A 56-GAME SCHEDULE

- The Tulane baseball team's 2022 schedule features 11 non-conference games against teams from the state of the Louisiana, including matchups with Nicholls, Louisiana Tech, New Orleans, Southeastern, LSU, and Southern.
- The Green Wave's upcoming slate also features 24 games against American Athletic Conference opponents.
- Tulane will face three opponents that are ranked in the preseason Top 25 this fall, all three of which ranked 12th

and above.

## JEWETT WELCOMES 21 NEW PLAYERS

- Earlier this fall, Travis Jewett announced the addition of 21 members of the 2021 recruiting class.
- The 2021 class marks the sixth under Jewett.
- Joining the Green Wave for the 2021 season will be: Landry Alligood, Teo Banks, Kyle Beaty, Seth Beckstead, Dylan Carmouche, Adam Ebling, Brady Hebert, Cam Van Hoorebeke, Brennan Lambert, Jackson Linn, Brady Marget, Michael Massey, Tracy Mitchem, Brayden Morrow, Carter Robinson, Cristian Sanchez, Gavin Schulz, Grant Siegel, Ben Tate, Jonah Wachter and Chandler Welch.
- Thirteen members of the 2021 class are true freshman.
- Five members come to Tulane by way of junior college.
- Three members come by way of D1 institutions. Including transfer Dylan Carmouche, who was a member of the reigning national champions Mississippi State.

## SIX YEARS WITH JEWETT

- Tulane baseball head coach Travis Jewett begins his sixth season in Uptown this spring.
- In five seasons with the Green Wave, Jewett has posted a record of 130-116.
- In each of Jewett's first three seasons at Tulane, the Green Wave have steadily improved in batting average, hits, runs, home runs, RBI and slugging percentage.





## TULANE'S RECORD WHEN...

	2022
Home	4-0
Away	4-1
Neutral sites	--
Day	4-0
Night	4-1
vs. Left-Handed Starters	2-1
vs. Right-Handed Starters	6-0
Non-Conference Games	8-1
Midweek Games	3-0
vs. Louisiana Opponents	4-1
vs. Ranked Opponents	2-1
vs. The American	--
vs. SEC	--
vs. Sun Belt	--
vs. Southland	2-0
vs. Conference USA	2-1
vs. SWAC	1-0
Game 1 of Weekend Series	1-1
Game 2 of Weekend Series	2-0
Game 3 of Weekend Series	2-0
Monday	--
Tuesday	1-0
Wednesday	2-0
Thursday	--
Friday	1-1
Saturday	2-0
Sunday	2-0
February	6-1
March	2-0
April	--
May	--
1-Run Games	1-0
2-Run Games	2-0
5+ Run Games	5-1
Extra Inning Games	--
Shutouts	1-0
Number of Winning Streaks	2
Longest Winning Streak	4 Games
Number of Losing Streaks	--
Longest Losing Streak	--
Games Won On Final At-Bat	--
Games Lost On Final At-Bat	--
Come-From-Behind Wins	1-0
Longest Game	4:00
Shortest Game	1:57 (7 Innings) 2:02 (9 Innings)

### A NEW THREE-HEADED MONSTER

- Tulane baseball will be in search of a new weekend rotation after the departure of all three starters from its 2021 rotation in the form of Braden Olthoff, Jack Aldrich and Donovan Benoit.
- Tyler Hoffman, Dylan Carmouche and Michael Massey took the wheel for opening weekend.
- The most dominant performance came from Carmouche on Saturday.
- He grabbed the win in 6 innings giving up four hits no runs two walks and seven strikeouts.

### DODGERS BAG A GREENIE

- Brandon Gomes Tulane stands out RHP has been employed by the Dodgers's organization since 2016 following his retirement from playing baseball after five seasons with the Tampa Bay Rays. Gomes rose from director of player development to vice president and assistant general manager in 2019
- The Los Angeles Dodgers have promoted Gomes to the role of general manager in January of 2022.



## 2022 NATIONAL COLLEGIATE BASEBALL POLLS - FEB 28

### COLLEGIATE BASEBALL

- Texas
- Stanford
- LSU
- Vanderbilt
- Georgia
- Tennessee
- Oregon State
- Oklahoma State
- Notre Dame
- Georgia Tech
- Mississippi
- Virginia
- NC State
- Arizona
- Liberty
- Florida
- Florida State
- Texas Christian
- Maryland
- Arkansas
- North Carolina
- Miami
- Texas Tech
- Mississippi State
- Louisiana Tech

AAC teams in BOLD

### BASEBALL AMERICA

- Texas
- Stanford
- Notre Dame
- Oklahoma State
- Virginia
- Ole Miss
- Vanderbilt
- LSU
- Oregon State
- Arkansas
- Mississippi State
- Florida State
- Arizona
- Georgi
- NC State
- Tennessee
- Liberty
- Florida
- Georgia Tech
- Sacramento State
- Maryland
- Long Beach State
- UCLA
- Old Dominion
- Miami

### NCBWA

- Texas
- Ole Miss
- Stanford
- NC State
- LSU
- Vanderbilt
- Arkansas
- Oklahoma State
- Oregon State
- Georgia
- Arizona
- Mississippi State
- Notre Dame
- Tennessee
- Florida State
- Florida
- TCU
- Miami
- Georgia Tech
- Maryland
- Texas Tech
- Liberty
- Virginia
- Sacramento State
- UCLA

### USA TODAY

- Texas
- Ole Miss
- Stanford
- NC State
- Vanderbilt
- Arkansas
- LSU
- Oklahoma State
- Oregon State
- Arizona
- Tennessee
- Notre Dame
- Georgia
- Texas Christian
- Mississippi State
- Florida
- Florida State
- Texas Tech
- Liberty
- Georgia Tech
- Maryland
- Virginia
- Miami
- North Carolina
- Sacramento State

### D1 BASEBALL

- Texas
- Ole Miss
- Arkansas
- Oklahoma State
- Vanderbilt
- Stanford
- LSU
- NC State
- Mississippi State
- Florida State
- Arizona
- Notre Dame
- Oregon State
- Florida
- Georgia
- TCU
- Tennessee
- Georgia Tech
- Texas Tech
- Liberty
- Miami
- Sacramento State
- North Carolina
- Long Beach State





## LIFE IN THE AMERICAN

### 2022 AAC STANDINGS

Team	Overall W-L PCT.	Conference W-L PCT.
<b>Tulane</b>	<b>8-1 .889</b>	<b>0-0 .000</b>
UCF	7-1 .875	0-0 .000
Memphis	5-2 .714	0-0 .000
Houston	5-3 .625	0-0 .000
South Florida	5-3 .625	0-0 .000
Cincinnati	5-3 .500	0-0 .000
ECU	3-5 .375	0-0 .000
Wichita State	2-7 .222	0-0 .000

### 2022 AAC WEEKLY AWARDS

Luis Aviles (Honor Roll)	Feb. 21
Dylan Carmouche (Honor Roll)	Feb. 21
Ethan Groff (Player of the Week)	Feb. 28
Dylan Carmouche (Honor Roll)	Feb. 28

### 2022 AAC PRESEASON POLL

1. East Carolina (7) – 48

**2. Tulane (1) – 36**

3. Cincinnati – 30

4. Wichita State – 29

5. UCF – 28

6. USF (1) – 26

7. Houston – 20

8. Memphis – 7

### FOUR EARN PRESEASON NOD FROM THE AAC

\* - First place votes in parenthesis

#### Preseason Player of the Year

Paul Komistek, R-Jr., OF, Cincinnati

#### Preseason Pitcher of the Year

Carson Whisenhunt, So., East Carolina

#### Preseason All-Conference Team

P – Carson Whisenhunt, So., East Carolina\*

P – Jack Jasiak, R-So., South Florida\*

**P – Tyler Hoffman, R-Jr., Tulane**

P – Jace Kaminska, So., Wichita State\*

RP – C.J. Mayhue, So., East Carolina

**C – Bennett Lee, So., Tulane**

1B – Garrett Kocis, Sr., Wichita State

**2B – Chase Engelhard, So., Tulane**

SS – Alex Freeland, So., UCF

3B – Carmine Lane, R-So., South Florida

OF – Gephry Pena, R-Jr., UCF

OF – Cole Harting, So., Cincinnati

OF – Paul Komistek, R-Jr., Cincinnati\*

OF – Griffin Merritt, R-Jr., Cincinnati

OF – Drew Bratcher, So., South Florida

DH – Tom Josten, R-Jr., UCF

**DH – Luis Aviles, R-Sr., Tulane**

## TULANE IN THE BIG LEAGUES

### MAJOR LEAGUE BASEBALL

Ian Gibaut	Twins
Jake Rogers	Tigers
Aaron Loup	Mets

### MINOR LEAGUE BASEBALL

Hudson Haskin	Orioles
Connor Pellerin	Yankees
Chase Solesky	White Sox
Kaleb Roper	White Sox
Brendan Cellucci	Red Sox
Kody Hoese	Dodgers
Sal Gozzo	Phillies
Grant Witherspoon	Rays
Will McAffer	Blue Jays
Corey Merrill	Dodgers
Stephen Alemais	Pirates

### TULANE SENDS A HANDFUL TO THE LEAGUE

- Shortstop Collin Burns was selected by the Baltimore Orioles in the sixth round (167th overall pick) of the 2021 Major League Baseball First-Year Player Draft.
- Right-handed pitcher Braden Olthoff was selected by the Los Angeles Angels in the ninth round (261th overall pick) of the 2021 Major League Baseball First-Year Player Draft.
- Right-handed pitcher Donovan Benoit was selected by the Cincinnati Reds in the 10th round (300th overall pick) of the 2021 Major League Baseball First-Year Player Draft.
- Right-handed pitcher Keagan Gillies was selected by the Baltimore Orioles in the 15th round (437th overall pick) of the 2021 Major League Baseball First-Year Player Draft.
- Left-handed pitcher Jack Aldrich was selected by the Kansas City Royals in the 20th round (589th overall pick) of the 2021 Major League Baseball First-Year Player Draft.
- This year's draft extends the Green Wave's streak to ten-consecutive years with at least one player selected.

### TULANE IN THE AMERICAN ATHLETIC CONFERENCE/NCAA RANKINGS (AS OF MARCH 2)

Category	NCAA Rank	AAC	Value
<b>Base on Balls (286 ranked)</b>	<b>13</b>	<b>1</b>	<b>55</b>
Batting Average (286 ranked)	82	2	.284
Double Plays (286 ranked)	99	4	5
Double Plays Per Game (286 ranked)	161	-	.56
<b>Doubles (286 ranked)</b>	<b>9</b>	<b>1</b>	<b>25</b>
<b>Doubles Per Game (286 ranked)</b>	<b>16</b>	-	<b>2.78</b>
Earned Run Average (286 ranked)	50	4	3.08
<b>Fielding Percentage (286 ranked)</b>	<b>7</b>	<b>1</b>	<b>0.990</b>
Hit Batters (286 ranked)	154	5	8
Hit by Pitch (286 ranked)	85	2	11
Hits (286 ranked)	55	1	83
Hits Allowed Per Nine Innings (286 ranked)	48	-	6.99
Home Runs (286 ranked)	104	5	6
Home Runs Per Game (286 ranked)	148	-	.67
On Base Percentage (286 ranked)	50	1	.410
<b>Runs (286 ranked)</b>	<b>18</b>	<b>1</b>	<b>85</b>
Sacrifice Bunts (286 ranked)	45	2	4
Sacrifice Flies (286 ranked)	36	1	9.4
<b>Scoring (286 ranked)</b>	<b>25</b>	<b>1</b>	<b>42</b>
<b>Shutouts (238 ranked)</b>	<b>25</b>	<b>1</b>	<b>1</b>
Slugging Percentage (286 ranked)	78	3	.445
Stolen Bases (286 ranked)	139	3	7
Stolen Bases Per Game (286 ranked)	174	-	.78
Strikeout-to-Walk Ratio (286 ranked)	94	-	2.48
Strikeouts Per Nine Innings (286 ranked)	181	-	8.5
Triples (285 ranked)	76	3	2
Triples Per Game (285 ranked)	127	-	.22
WHIP (286 ranked)	37	-	116
<b>W-L Pct (286 ranked)</b>	<b>17</b>	<b>1</b>	<b>.889</b>
Walks Allowed Per Nine Innings (286 ranked)	57	-	3.43

**Bold** - Ranked in the NCAA's Top 25



# 2022 ROSTERS

## NUMERICAL

No.	Name	Pos.	Ht.	Wt.	B/T	Yr.	Hometown/Previous School(s)
1	Ethan Groff	6-0	200	OF	R/R	RS So.	Orlando, Fla./Trinity Prep HS
2	Gavin Schulz	5-9	173	INF	R/R	Fr.	Meraux, La./Holy Cross HS
3	Adam Ebling	6-1	190	INF	R/R	Fr.	St. Louis, Mo./Westminster Christian Academy
4	Brennan Lambert	5-10	200	C/DH	R/R	RS Jr.	Baton Rouge, La./Delgado CC
5	Chase Engelhard	6-0	185	INF	R/R	So.	Atlanta, Ga./Riverwood HS
6	Bennett Lee	6-0	208	C	R/R	So.	Tampa, Fla./Tampa Jesuit HS
7	Logan Stevens	6-2	210	OF	L/R	RS Jr.	New Orleans, La./John Curtis Christian HS
8	Jared Hart	6-3	195	OF	R/R	RS Jr.	Marietta, Ga./East Georgia College
9	Jacob LaPrairie	5-9	170	OF	L/L	So.	Lafayette, La./St. Thomas More HS
11	Teo Banks	6-2	190	OF/RHP	R/R	Fr.	Odessa, Texas/Odessa Permian HS
13	Seth Beckstead	6-0	195	C	R/R	RS Jr.	Queen Creek, Ariz./Central Arizona College
14	Simon Baumgardt	6-2	195	INF/OF	R/R	RS So.	Evergreen, Colo./Lakewood HS
15	Trevor Minder	6-3	200	INF	R/R	Grad.	Springfield, Ill./Parkland College
16	Jonah Wachter	6-2	180	RHP	R/R	Fr.	Concord, N.H./Concord HS
17	Brady Hebert	6-0	192	INF	L/R	RS Jr.	Baton Rouge, La./LSU Eunice
21	Luis Aviles	5-11	200	C/INF	R/R	RS Sr.	Palmetto Bay, Fla./Dothan College
22	Cristian Sanchez	6-3	200	RHP	R/R	RS So.	Centreville, Va./Central Arizona College
23	Frankie Niemann	6-0	210	C/INF/DH	R/R	Grad.	Sanford, Fla./Lake Mary HS
24	Jackson Linn	6-3	210	OF	R/R	Fr.	Cambridge, Mass./Cambridge Rindge and Latin HS
26	Turner Thompson	6-0	208	RHP	R/R	So.	Tampa, Fla./Tampa Jesuit HS
28	Landry Alligood	6-0	180	RHP	R/R	Fr.	Anacoco, La./Anacoco HS
29	Brayden Morrow	6-3	225	INF	R/R	RS Jr.	Carencro, La./Pensacola State College
30	Ben Tate	6-2	200	OF/LHP	L/L	Fr.	Sunset, La./Tuerlings Catholic HS
31	Clifton Slagel	6-1	180	RHP	R/R	Grad.	Fairbury, Ill./Heartland College
32	Brian Valigosky	6-1	200	LHP	L/L	So.	New Orleans, La./Jesuit HS
33	Brady Marget	6-5	195	INF	L/R	Fr.	Whitefish Bay, Wisc./Whitefish Bay HS
34	Chandler Welch	6-0	170	RHP	R/R	Fr.	Slidell, La./Holy Cross HS
35	Michael Massey	6-5	230	RHP	R/R	Fr.	Suwanee, Ga./North Gwinnett HS
36	Carter Robinson	6-8	230	RHP	R/R	Grad.	Phoenix, Ariz./UL-Lafayette
37	Grant Siegel	6-1	195	RHP	R/R	Fr.	Plantation, Fla./Univ. School of Nova Southeastern
38	Lane Thomas	6-2	187	RHP	L/R	RS Jr.	Walker, La./Jones CC
39	Dylan Carmouche	6-6	225	LHP	S/L	So.	Denham Springs, La./Mississippi State
40	Tracy Mitchem	6-0	205	OF	L/L	Fr.	Windermere, Fla./West Orange HS
41	Kyle Beaty	6-0	190	RHP	R/R	Fr.	Dacula, Ga./Mill Creek HS
42	Cam Van Hoorebeke	6-5	220	LHP	L/L	Grad.	West Chester, Penn./Lehigh University
43	Adam Grintz	6-2	200	RHP	R/R	RS So.	Glenmoore, Penn./Downingtown West Campus HS
44	Tyler Hoffman	6-0	182	RHP	R/R	RS Jr.	Mobile, Ala./Mississippi Gulf Coast CC
45	Blake Mahmood	6-2	200	RHP	R/R	So.	Eden Prairie, Minn./Benilde-St. Margaret's HS
46	Zach DeVito	6-0	185	RHP	R/R	So.	Lithia, Fla./Newsome HS
51	Keaton Kneuppel	6-2	225	LHP	L/L	Grad.	Verona, Wisc./Gonzaga University
50	Travis Jewett - Head Coach (6th Season at Tulane; Washington State, 1993)						
20	Jay Uhlman - Assistant Coach/Recruiting Coordinator (3rd Season at Tulane; Nevada, 1997)						
19	Daniel Latham - Assistant Coach (4th Season at Tulane; Tulane, 2007)						
47	Adam Core - Assistant Coach (2nd Season at Tulane; Harris-Stowe, 2017)						
	Curtis Akey - General Manager, Baseball Operations & Player Development (8th Season at Tulane; LSU, 2007)						
	Cory Houston - Strength and Conditioning (6th Season at Tulane; West Alabama, 2008)						
	Victoria Elia - Athletic Trainer (2nd Season at Tulane; Lasell College, 2014)						
	Lorne Robertson - Sport Administrator (7th Season at Tulane; Eastern Michigan, 2004)						

## ALPHABETICAL

#	NAME	POS.	YR.
28	Landry Alligood	RHP	Fr.
21	Luis Aviles	C/INF	R-Sr.
11	Teo Banks	OF/RHP	Fr.
14	Simon Baumgardt	INF	R-So.
41	Kyle Beaty	RHP	Fr.
13	Seth Beckstead	C	Jr.
39	Dylan Carmouche	RHP	So.
46	Zach DeVito	RHP	So.
3	Adam Elbing	INF	Fr.
5	Chase Engelhard	INF	So.
43	Adam Grintz	RHP	R-So.
1	Ethan Groff	OF	R-So.
8	Jared Hart	OF	R-Jr.
17	Brady Hebert	INF	R-So.
44	Tyler Hoffman	RHP	R-Jr.
51	Keaton Kneuppel	LHP	Gr.
4	Brennan Lambert	C	R-So.
9	Jacob LaPrairie	OF	So.
6	Bennett Lee	C	So.
24	Jackson Linn	OF	Fr.
45	Blake Mahmood	RHP	So.
33	Brady Marget	INF	Fr.
35	Michael Massey	RHP	Fr.
15	Trevor Minder	INF	Gr.
40	Tracy Mitchem	INF	Gr.
29	Brayden Morrow	INF	So.
23	Frankie Niemann	C	Gr.
36	Carter Robinson	RHP	Gr.
22	Cristian Sanchez	RHP	R-So.
2	Gavin Schulz	INF	Fr.
31	Clifton Slagel	RHP	Gr.
7	Logan Stevens	OF	R-Jr.
30	Ben Tate	OF/LHP	Fr.
38	Lane Thomas	RHP	R-Jr.
26	Turner Thompson	RHP	So.
32	Brian Valigosky	LHP	So.
42	Cameron Van Hoorebeke	LHP	Gr.
16	Jonah Wachter	RHP	Fr.
34	Chandler Welch	RHP	Fr.

## PRONUNCIATION GUIDE

Landry Alligood	Al-E-good
Luis Aviles	a-v-less
Simon Baumgardt	BOM (like lip balm)-gar-t
Seth Beckstead	Beck-stead (like steady)
Kyle Beaty	Bee-tee
Dylan Carmouche	CAR-moo-shh
Adam Grintz	GRIN-ce
Brady Hebert	A-bear
Keaton Kneuppel	Kah-NAP-el
Jacob LaPrairie	LA-Prayer-EE
Blake Mahmood	Ma-MOOD
Tevor Minder	Min (like minute)-der
Jay Uhlman	UL-man
Brian Valigosky	Val-a-Goss-key
Cameron Van Hoorebeke	Van-HER-beck
Jonah Wachter	Wa-K-ter

# AMERICAN



# 2022 ROSTER BREAKDOWN

## CATCHERS

No.	Name	Pos.	Ht.	Wt.	B/T	Yr./Exp.	Hometown/Previous School(s)
2	Gavin Schulz	C	5-9	173	R/R	Fr./HS	New Orleans, La./Holy Cross HS
4	Brennan Lambert	C/DH	5-10	200	R/R	R-Jr./JC-TR	Baton Rouge, La./Delgado CC
6	Bennett Lee	C	6-0	209	R/R	Fr./HS	Tampa, Fla./Tampa Jesuit HS
13	Seth Beckstead	C	6-0	195	R/R	Jr./ JC-TR	Queen Creek, Ariz./Central Arizona College
21	Luis Aviles	C/INF	5-11	205	R/R	R-Jr./Tr-1L	Palmetto Bay, Fla./Westminster Christian/Wallace CC
23	Frankie Niemann	C/INF/DH	6-0	203	R/R	R-Jr./3L	Sanford, Fla./Lake Mary HS

## INFIELDERS

No.	Name	Pos.	Ht.	Wt.	B/T	Yr./Exp.	Hometown/Previous School(s)
3	Adam Ebling	INF	6-1	190	R/R	Fr./HS	St. Louis, Mo./Westminster Christian Academy
5	Chase Engelhard	INF	6-0	185	R/R	So./1L	Atlanta, Ga./Riverwood HS
14	Simon Baumgardt	INF/OF	6-1	188	R/R	R-Fr./1L	Edgewood, Colo./Lakewood HS
15	Trevor Minder	INF	6-3	194	R/R	R-Jr./Tr-1L	Springfield, Ill./Springfield HS/Parkland Colleg
17	BradyHebert	INF	6-0	192	R/R	R-So./1L	Baton Rouge, La./Catholic HS
21	Luis Aviles	C/INF	5-11	205	R/R	R-Jr./Tr-1L	Palmetto Bay, Fla./Westminster Christian/Wallace CC
23	Frankie Niemann	C/INF/DH	6-0	203	R/R	R-Jr./3L	Sanford, Fla./Lake Mary HS
29	Brayden Morrow	INF	6-3	225	R/R	R-Jr./JC-TR	Carencro, La./St. Thomas More HS
33	Brady Marget	INF	6-5	195	L/R	Fr./HS	Whitefish Bay, Wisc./Whitefish Bay HS

## OUTFIELDERS

No.	Name	Pos.	Ht.	Wt.	B/T	Yr./Exp.	Hometown/Previous School(s)
1	Ethan Groff	OF	6-0	200	R/R	R-So./2L	Orlando, Fla./Trinity Prep HS
7	Logan Stevens	OF	6-2	20	L/R	R-Jr./3L	New Orleans, La./John Curtis Christian HS
8	Jared Hart	OF	6-3	185	R/R	R-Jr./Tr-1L	Marietta, Ga./Lassiter HS/East Georgia State College
9	Jacob LaPrairie	OF	5-9	170	L/L	So./1L	Lafayette, La./St. Thomas More HS
11	Teo Banks	OF/RHP	6-2	190	R/R	Fr./HS	Odessa, Texas/Odessa Permian HS
14	Simon Baumgardt	INF/OF	6-1	188	R/R	R-Fr./1L	Edgewood, Colo./Lakewood HS
24	Jackson Linn	OF	6-3	210	R/R	Fr./HS	Cambridge, Mass./ Cambridge Rindge and Latin HS
30	Ben Tate	OF/LHP	6-2	200	L/L	Fr./HS	Sunset, La./Tuerlings Cathloic HS
40	Tracy Mitchem	OF	6-0	205	L/L	Fr./HS	Windermere, Fla./West Orange HS

## PITCHERS

No.	Name	Pos.	Ht.	Wt.	B/T	Yr./Exp.	Hometown/Previous School(s)
11	Teo Banks	OF/RHP	6-2	190	R/R	Fr./HS	Odessa, Texas/Odessa Permian HS
16	Jonah Wachter	RHP	6-0	180	R/R	Fr./HS	Concord, N.H./Concord HS
22	Cristian Sanchez	RHP	6-3	200	R/R	R-So./JC-TR	Centreville, Va/ Central ArizonaCommunity College
26	Turner Thompson	RHP	6-0	208	R/R	So./1L	Tampa, Fla./Tampa Jesuit HS
28	Landry Alligood	RHP	6-0	180	R/R	Fr./HS	Anacoco, La./Anacoco HS
30	Ben Tate	OF/LHP	6-2	200	L/L	Fr./HS	Sunset, La./Tuerlings Cathloic HS
31	Clifton Slagel	RHP	6-1	180	R/R	R-Sr./Tr-2L	Fairbury, Ill./Prairie Central HS/Heartland CC
32	Brian Valigosky	LHP	6-1	200	L/L	Fr./HS	New Orleans, La./Jesuit H
34	Chandler Welch	RHP	6-0	170	R/R	Fr./HS	Slidell, La./Holy Cross
35	Michael Massey	RHP	6-5	230	R/R	Fr./HS	Suwanee, Ga./North Gwinnett HS
36	Carter Robinson	RHP	6-8	230	R/R	Gr.HS	Phoenix, Ariz./UL-Lafayette
37	Grant Siegel	RHP	6-1	195	R/R	Fr./HS	Plantation, Fla./Univ. School of Nova Southeastern
38	Lane Thomas	RHP	6-2	187	L/R	R-Jr./Tr-1L	Walker, La./Walker HS/Jones County JC
39	Dylan Carmouche	LHP	6-6	225	S/L	So./Tr	Denham Springs, La./Mississippi State
41	Kyle Beaty	RHP	6-0	190	R/R	Fr./HS	Dacula, Ga./Mill Creek HS
42	Cam Van Hoorebeke	LHP	6-5	220	L/L	Gr./Tr	West Chester, Penn./Lehigh University
43	Adam Grintz	RHP	6-2	200	R/R	R-So./2L	Glenmoore, Pa./Downington West Campus HS
44	Tyler Hoffman	RHP	6-0	182	R/R	R-Jr./Tr-1L	Mobile, Ala./Mobile Christian HS/Mississippi Gulf Coast CC
45	Blake Mahmood	RHP	6-2	220	R/R	So./1L	Eden Prairie, Minn./Benilde-St. Margaret's HS
46	Zach DeVito	RHP	6-0	185	R/R	So./1L	Lithia, Fla./Newsome HS
51	Keaton Knueppel	LHP	6-2	225	L/L	Gr./Tr-1L	Verona, Wisc./Verona Area HS/Gonzaga University





# 2022 SOCIAL ROSTER

## PLAYERS BY STATE

### Louisiana (12)

28	Landry Alligood	Anacoco
39	Dylan Carmouche	Denham Springs
17	Brady Hebert	Baton Rouge
4	Brennan Lambert	Baton Rouge
9	Jacob LaPrairie	Lafayette
29	Brayden Morrow	Carencro
2	Gavin Schulz	Meraux
44	Logan Stevens	Mandeville
30	Ben Tate	Sunset
38	Lane Thomas	Walker
34	Chandler Welch	Slidell
32	Brian Valigosky	New Orleans

### Florida (8)

21	Luis Aviles	Palmetto Bay
46	Zach DeVito	Lithia
22	Ethan Groff	Orlando
6	Bennett Lee	Tampa
40	Tracy Mitchem	Windermere
23	Frankie Niemann	Sanford
37	Grant Siegel	Plantation
26	Turner Thompson	Tampa

### Georgia (4)

41	Kyle Beaty	Decula
5	Chase Engelhard	Atlanta
8	Jared Hart	Marietta
35	Michael Massey	Suwanee

### Arizona (2)

13	Seth Beckstead	Queen Creek
36	Carter Robinson	Phoenix

### Illinois (2)

15	Trevor Minder	Springfield
31	Clifton Slagel	Fairbury

### Pennsylvania (2)

43	Adam Grintz	Glenmoor
42	Cam Van Hoorebeke	West Chester

### Wisconsin (2)

51	Keaton Kneuppel	Verona
33	Brady Marget	Whitefish Bay

### Texas (1)

11	Teo Banks	Odessa
----	-----------	--------

### Alabama (1)

44	Tyler Hoffman	Mobile
----	---------------	--------

### Colorado (1)

14	Simon Baumgardt	Evergreen
----	-----------------	-----------

### Mass (1)

24	Jackson Linn	Cambridge
----	--------------	-----------

### Minnesota (1)

45	Blake Mahmood	Eden Prairie
----	---------------	--------------

### Missouri (1)

3	Adam Elbing	St. Louis
---	-------------	-----------

### New Hampshire (1)

16	Jonah Wachter	Concord
----	---------------	---------

### Virginia (1)

22	Cristian Sanchez	Centreville
----	------------------	-------------

#	PLAYER	INSTAGRAM	TWITTER
28	Landry Alligood	@landryalligood	@LandryAlligood8
21	Luis Aviles	@luis_aviles_21	@Aviles21L
11	Teo Banks	@teobanks.42	@teobanks_42
14	Simon Baumgardt	@simonbaumgardt	@BaumgardtSimon
41	Kyle Beaty	@_kylebeaty	@kyle29b
13	Seth Beckstead	@_sethbeckstead	@_sethbeckstead
39	Dylan Carmouche	@dmouche00	@DylanCarmouche
46	Zach DeVito	@zach.devito.3	@DevitoZach
3	Adam Ebling	@adam_ebling3	@AEbling3
5	Chase Engelhard	@_cha5e	@_Cha5e
43	Adam Grintz	@agrintz	@agrintz
1	Ethan Groff	@ethangroff12	@ethangroff12
8	Jared Hart	@jaredhartknows	@jhartknows
17	Brady Hebert	@brady_hebert	@24heb17
44	Tyler Hoffman	@tyler_hoffman12	@TylerHoffman13
51	Keaton Kneuppel	@doublek34	@doublek34
4	Brennan Lambert	@brennanlambert	@BrennanLambert4
9	Jacob LaPrairie	@jakelap9	@jakelap9
6	Bennett Lee	@bennettlee	@BennettLee51
24	Jackson Linn	@jacksonlinn27	@JacksonLinn4
45	Blake Mahmood	@blake.mahmood	@blake_mahood
33	Brady Marget	@brady.marget	@BradyMarget1
35	Michael Massey	@michael.massey13	@michaelmassey_
15	Trevor Minder	@tminder3	@tminder3
40	Tracy Mitchem	@tracy.mitchem	@t_mitchem44
29	Brayden Morrow	@b.morro	@braydenmorrow10
23	Frankie Niemann	@frankie_niemann	@frankie_niemann
36	Carter Robinson	@carter_robinson92	@CarterRobRHP
22	Cristian Sanchez	@csan18	@cristiansan010
2	Gavin Schulz	@02schulz	@gavin_schulz
31	Clifton Slagel	@cliiftonsagel	@cliiftonsagel
7	Logan Stevens	@losho22	@losho_
30	Ben Tate	@ben_tatee	@Ben_Tatee
38	Lane Thomas	@_lanethomas	@_l_T12
26	Turner Thompson	@turner_thompson6	@turnerthompson3
32	Brian Valigosky	@brian.valigosky	@Bvaligosky7
42	Cameron Van Hoorebeke	@camvan33	@CamVan
16	Jonah Wachter	@jonah.wachter	@jonahwachter1
34	Chandler Welch	@chan.welch	@_cwelch21_







# TRAVIS JEWETT

## HEAD COACH | 134-116

## Sixth Season | Washington State, 1993

Travis Jewett is in his sixth season as the Tulane University baseball head coach. In his previous five seasons, Jewett has tallied a 130-116 record, including a 51-46 conference mark.

Since beginning his tenure at Tulane in 2017, Jewett has coached two American Athletic Conference Players of the Year, 12 all-conference players and 17 Major League Baseball draft picks.

Jewett is the program's 24th head coach but just the fifth head coach to lead the Green Wave since 1967, joining Milt Retif (1967-74), Joe Brockhoff (1975-93), Rick Jones (1994-2014) and David Pierce (2015-16).

Jewett enters the year after he guided the Green Wave to a 31-24 mark during the 2021 campaign. Tulane finished second in conference, the highest ranking since 2016. Tulane also reached the semifinals of the AAC Tournament for the first time since 2016. The Green Wave also protected home field advantage, as it posted an 20-11 record Uptown.

Tulane spent time ranked in the top 25 of the D1Baseball poll and Perfect Game poll thanks in part to a run in April and early May where the Green Wave posted a 13-1 record.

Under Jewett's direction, Tulane finished in the top three of the AAC in 7 statistical categories, including batting average, ERA, wins, strikeouts, triples and stolen bases. Tulane led the AAC in doubles.

Following the year, catcher Bennett Lee and shortstop Collin Burns earned First Team All-Conference honors. Lee, a freshman in 2021, earned Newcomer Position Player of the Year after leading the American in average, hitting .440 in 33 games.

Lee was recognized nationally as well, as he was selected to the NCBWA Freshman All-American Second Team, ABCA South All-Region Team, and Collegiate Baseball Freshman All-American Team along with fellow first-year player Chase Engelhard.

Burns was also named to the ABCA South All-Region Team, the Collegiate Baseball All-American Third Team, and the AAC All-Tournament team before being selected in the sixth round of the MLB Draft.

Jack Aldrich and Braden Olthoff were selected to the All-Conference Second Team. Aldrich and Olthoff were selected in the 2021 MLB Draft along with fellow pitchers Donovan Benoit and Keegan Gillies.

Following the year, Kody Hoes earned consensus All-America honors and was selected as the AAC Player of the Year, while Haskin would go on to earn Freshman All-America honors.

Hoes would later go on to become the highest draftee under Jewett, going 25th overall in the first round to the Los Angeles Dodgers, as six total players were picked tying the school record for the most picks in the modern era of the draft.

Jewett established himself as one of the top assistants in Division I prior to his arrival at Tulane.

The native of Tacoma, Washington, has made stops at Vanderbilt (2013-16), Arizona State (2010-12), Washington State (2005-09), Washington (2002-04) and Gonzaga (1999-2001). Prior to moving to the DI level, Jewett served as the head coach at a pair of community colleges in Edmonds (Wash.) C.C. (1997-98) and Tacoma (Wash.) C.C. (1995-96). He also served as an assistant at Tacoma C.C. in 1994 before moving into the head coaching role the following year.

During his coaching career, Jewett has coached numerous major leaguers, including Jason Bay, Austin Barnes, Jake Barrett, Tyler Beede, Walker Buehler, Kole Calhoun, Carson Fulmer, Bo Hart, Tony Kemp, Brent Lillibridge, Deven Marrero, Bryan Reynolds, Kevin Richardson, Dansby Swanson, Mike Yastrzemski, Sean White, Kyle Wright and 2008 and 2009 Cy Young Award winner Tim Lincecum.

In 2016, Jewett was promoted to associate head coach under Tim Corbin at Vanderbilt. The team finished 43-19, and with Jewett's hitting prowess, Commodore sluggers led the Southeastern Conference in triples while ranking eighth nationally in the category. Vanderbilt also ranked 33rd nationally in runs scored. Alonzo Jones and Ethan Paul earned Freshman All-America honors, while Jeren Kendall and Bryan Reynolds were tabbed as Third Team All-Americans by the National Collegiate Baseball Writers Association (NCBWA). In each of Jewett's four seasons in Nashville, the Commodores produced at least two All-Americans.

The Vanderbilt offense blossomed in 2015 into a powerful lineup that produced 69 home runs, the most since 1998, while hitting .290 as a team and leading the Southeastern Conference in doubles and triples. Jeren Kendall, Bryan Reynolds and Kyle Wright earned All-SEC Second team accolades while Connor Kaiser and Ethan Paul picked up Freshman All-SEC honors.

Under Jewett's guidance, Dansby Swanson was selected as a two-time All-American, earning first team

honors and National Player of the Year accolades en route to being the top overall pick in the MLB Draft. Rhett Wiseman picked up All-American honors after hitting 15 home runs to lead the team along with Swanson and Zander Wiel. Jewett also developed a pair of freshmen into Freshman All-Americans in Kendall and Will Toffey. Jewett's second Vandy team won the school's first-ever national championship in 2014. The Dore's offense caught fire in the NCAA Tournament hitting .322 with 48 runs during the NCAA Regionals and Super Regionals. In Omaha, the Commodores stole a College World Series-record 17 bases on their way to the National Championship.

Jewett added two more All-Americans to his list in Vince Conde and Swanson in 2014 with both infielders earning first team All-SEC honors as well. Swanson led the nation and matched the school record with 27 doubles as part of the Dore's 145 doubles as a team, the most since the 2010 team set the school record with 160. In his rookie campaign, Reynolds led the Commodores in hitting with a .338 average and 24 doubles to garner Freshman All-American honors.

The Commodores' offense clicked under Jewett's guidance in 2013 during his first year in Nashville with the Dore's improving in virtually every offensive category, hitting .313 as a team – 45 points higher than 2012 – to lead all Southeastern Conference teams. Vanderbilt also led the SEC in slugging percentage (.439), on-base percentage (.407), runs scored (459), RBI (418), triples (17), walks (295) and stolen bases (139). Along with the team successes, multiple individuals produced career years under Jewett for the first time. Tony Kemp was named SEC Player of the Year after hitting a career-best .391 and posting an on-base percentage of .471 in his final year in Black & Gold. Connor Harrell bounced back from a tough junior season to be the Commodores' main source of power with a team-high 12 home runs. Harrell hit a career-best .312 while driving in 67 runs, sixth-most in school history.

Jewett's leadership with the team's outfielders molded the Commodores' outfield into one of the best in the nation in 2013 with a trio of seniors in Jack Lupo, Connor Harrell and Mike Yastrzemski. Harrell and Yastrzemski started all 66 games in center and right field, respectively.

As the recruiting coordinator at Vanderbilt, Jewett regularly produced some of the nation's top classes. Twenty-five of Jewett's pupils were drafted, including four first round picks. Of those 25 drafted, 12 were hitters.

Prior to Vanderbilt, Jewett spent the previous three years at Arizona State, where he oversaw the Sun Devils' hitters and recruiting while serving as Associate Head Coach.

Jewett's three seasons at Arizona State saw the Sun Devils go 131-48 (.732), including a trip to the College



#ROLLWAVE #NOLABUILT



World Series in 2010 that ended with a loss to eventual champion South Carolina. The Sun Devils offense produced under Jewett, hitting over .300 as a team during his tenure and averaging nearly seven runs per game winning the Pac-10 league title in 2010 and hosting NCAA Regionals in each of his first two years.

The 2012 season saw Arizona State finish with a 36-20 mark, including an 18-12 record in the Pac-12. The Sun Devils hit 42 home runs and scored 339 runs with a .443 slugging percentage. The team finished the season winning 12 of its final 16 games. Joey DeMichele's .336 average paced the team and Abe Ruiz led the way with 13 home runs. DeMichele and Deven Marrero were both selected as All-Pac-12 performers.

In 2011, the Sun Devils finished 43-18 with a 17-10 mark in Pac-10 play to finish second in the league. The squad hit .301 as a team led by DeMichele's .368 average and nine home runs. Following the season five Sun Devils earned All-Pac 10 honors with Marrero being named the Defensive Player of the Year and DeMichele earning All-American status. As a team the Sun Devils led the Pac-10 in home runs (37), slugging percentage (.444) and stolen bases (99). Arizona State hosted and swept through the NCAA Regional before falling at Texas in the Super Regional round in three games.

Arizona State was a powerhouse in 2010 winning the Pac-10 title with a 20-7 mark and earning the top national seed in the NCAA Tournament. The team swept its way through Regionals and Super Regionals and into the school's 22nd College World Series. Offensively, Jewett's hitters posted a .337 team batting average while belting 68 home runs and scoring 520 runs. The club also swiped the third-most bases in school history with 136 steals.

His three-year stint at Arizona State saw 31 players drafted, including Marrero who was a first round pick of the Boston Red Sox in 2012. Of the 31 Sun Devils selected during Jewett's tenure, 19 were position players.

From 2005-09, Jewett played an integral role in rejuvenating the Washington State program. He helped lead the Cougars from a 1-23 Pac-10 record in his first year to a 19-8 mark to finish second in the league in his final season in Pullman. The Cougars made their first trip to the NCAA Tournament in nearly 20 years in 2009, playing in the Norman, Oklahoma NCAA Regional. Jewett coached two Cougars to All-American honors and three earned All-Pac 10 recognition. One of those players to earn All-American and All-Pac 10 honors was Jay

Miller, who broke the WSU school record for hits in a career with 307.

At Washington State, 15 Cougars were selected in the major league baseball draft during Jewett's five seasons.

Prior to his five seasons in Pullman, Jewett spent 2002-04 in Seattle at Washington, where the Huskies went 114-65-2 in Jewett's three seasons. He instructed the infielders and coached third base for the Huskies while helping lead the hitters. Nine players earned All-Pac 10 honors, including Tim Lincecum, with four players earning Freshman All-American accolades (Aaron Hathaway, Kyle Larsen, Brent Lillibridge and Lincecum).

The Huskies made the NCAA Tournament in each of Jewett's three seasons (2002-04), reaching the Regional finals all three years. During his tenure with Washington, 17 Huskies were drafted by major league baseball.

Jewett broke into the Division I level at Gonzaga, where he in charge of the infield and coaching third base while assisting with the offense from 1999-2001. Eight players were named First Team All-West Coast Conference during Jewett's time in Spokane with Barry Matthews earning All-American honors. Gonzaga won the WCC regular season title in Jewett's final season after finishing second the previous two seasons.

With the Zags, Jewett saw four players be drafted in his three seasons. Two of those players made the major leagues in Jason Bay and Bo Hart.

Jewett began his collegiate coaching career at Tacoma Community College, first as an assistant in 1994 followed by two years as the head coach. He was the head coach at Edmonds (Wash.) Community College for two seasons, earning NWAACC Coach of the Year and National Junior College Coach of the Year honors in 1998.

Jewett is a 1993 graduate of Washington State. He played two seasons at Lower Columbia College in Longview, Washington, before finishing his degree at WSU, where he did not play baseball.

He and his wife, Tracy, have two sons, Tanner and Tommy.

## THE TRAVIS JEWETT FILE

**Alma Mater:** Washington State University, 1993

**Playing Career:** Lower Columbia College (1989-91)

**Wife:** Tracy

**Sons:** Tanner and Tommy

**Coaching Career:** Tulane University — Head Coach (2017-Present); Vanderbilt University — Assistant Coach/Recruiting Coordinator (2013-16); Arizona State University — Assistant Coach (2010-12); Washington State — Assistant Coach (2005-09); Washington — Assistant Coach (2002-04); Gonzaga University — Assistant Coach (1999-01); Edmonds (Wash.) Community College — Head Coach (1997-98); Tacoma (Wash.) Community College — Head Coach (1995-96); Tacoma Community College — Assistant Coach (1994)

**Coached Under:** Tim Corbin (Vanderbilt), Tim Esmay (Arizona State), Donnie Marbut (Washington State), Ken Knutson (Washington), Steve Hertz (Gonzaga)

### Year by Year:

Year	School	Overall	Conf.	Conf. Finish
2017	Tulane	27-31	13-11	5th (The American)
2018	Tulane	25-33	9-14	8th (The American)
2019	Tulane	32-26	12-11	3rd (The American)
2020	Tulane	15-2	0-0	--
2021	Tulane	31-24	17-10	2nd (The American)
2022	Tulane	8-1	0-0	(The American)
<b>TOTALS</b>	<b>SIXTH YEAR</b>	<b>138-117</b>	<b>51-46</b>	<b>--</b>

Under Jewett, Tulane has produced two American Athletic Conference Players of the Year in Hunter Williams in 2017 and Kody Hoese in 2019.

Since Jewett assumed the role of head coach, Tulane has had seven players earn All-American Athletic Conference honors, including having four players earn postseason honors in 2019.

In three years under Jewett, Tulane has had 12 players selected in the MLB First-Year Player Draft. In 2019, Tulane tied the record for the most ever drafted with six.

**Prominent Pupils:** Hudson Haskin (Tulane), Kody Hoese (Tulane), Brendan Cellucci (Tulane), Chase Solesky (Tulane), Kaleb Roper (Tulane), Trevor Jensen (Tulane), **Dansby Swanson** (Vanderbilt), **Tony Kemp** (Vanderbilt), **Carson Fulmer** (Vanderbilt), **Kyle Wright** (Vanderbilt), Jeren Kendall (Vanderbilt), Will Toffey (Vanderbilt), Jason Delay (Vanderbilt), Jordan Sheffield (Vanderbilt), **Ben Bowden** (Vanderbilt), **Bryan Reynolds** (Vanderbilt), **Walker Buehler** (Vanderbilt), Phil Pfeifer (Vanderbilt), Rhett Wiseman (Vanderbilt), Tyler Ferguson (Vanderbilt), **Tyler Beede** (Vanderbilt), Adam Ravenelle (Vanderbilt), Vicente Conde (Vanderbilt), Kevin Ziemeck (Vanderbilt), Conrad Gregor (Vanderbilt), Connor Harrell (Vanderbilt), **Kole Calhoun** (Arizona State), Josh Spence (Arizona State), **Austin Barnes** (Arizona State), **Deven Marrero** (Arizona State), **Brady Rodgers** (Arizona State), **Jake Barrett** (Arizona State), Joey DeMichele (Arizona State), Andrew Aplin (Arizona State), Riccio Torrez (Arizona State), John Ruettiger (Arizona State), Seth Blair (Arizona State), Jordan Swagerty (Arizona State), **Merrill Kelly** (Arizona State), Matt Way (Washington State), Paul Gran (Washington State), Travis Webb (Washington State), Michael Wagner (Washington State), **Tim Lincecum** (Washington), **Brent Lillibridge** (Washington), Aaron Hathaway (Washington), **Sean White** (Washington), Tyler Davidson (Washington), **Jason Bay** (Gonzaga), **Bo Hart** (Gonzaga), **Kevin Richardson** (Gonzaga), Nate Gold (Gonzaga).

**Highlights:** 2014 NCAA National Champion with Vanderbilt...2015 National Runner-Up at Vanderbilt...three College World Series appearances (Arizona State and Vanderbilt)...five NCAA Super Regionals (Arizona State and Vanderbilt)...10 NCAA Regionals (Washington, Washington State, Arizona State, Vanderbilt)

Players in **BOLD** made the major leagues.

Batting Average		Home Runs	
Year	Avg.	Year	No.
2017	.266	2017	70
2018	.265	2018	48
2019	.303	2019	89
2020	.303	2020	15
2021	.280	2021	42
Hits		RBI	
Year	No.	Year	No.
2017	518	2017	301
2018	523	2018	308
2019	617	2019	413
2020	176	2020	120
2021	520	2021	319
Runs		Slugging Percentage	
Year	No.	Year	Avg.
2017	313	2017	.437
2018	337	2018	.406
2019	446	2019	.518
2020	132	2020	.494
2021	346	2021	.420





# GREER FIELD AT TURCHIN STADIUM

## TULANE AT GREER FIELD AT TURCHIN STADIUM

**Opened:** March 11, 1991  
**Rededicated:** February 22, 2008  
*(Tulane 6, UIC 0)*  
**First Game:** March 11, 1991  
*(Tulane 11, Notre Dame 4)*  
**Capacity:** 5,000  
**Surface:** AstroTurf Diamond Series  
**Record:** 708-306-2 (29 Seasons)

### YEAR-BY-YEAR

Year	W	L	T	PCT
1991	27	8	0	.771
1992	32	9	0	.780
1993	14	12	0	.538
1994	27	6	0	.818
1995	24	14	0	.632
1996	24	8	0	.750
1997	29	13	0	.690
1998	24	4	0	.857
1999	26	3	0	.897
2000	22	8	1	.733
2001	41	7	0	.854
2002	21	11	0	.656
2003	33	3	0	.917
2004	26	3	0	.897
2005	33	4	0	.892
2008	26	15	1	.631
2009	24	13	0	.649
2010	26	14	0	.650
2011	22	15	0	.595
2012	27	10	0	.730
2013	16	16	0	.500
2014	18	13	0	.580
2015	19	11	0	.633
2016	23	8	0	.742
2017	18	17	0	.514
2018	19	15	0	.559
2019	22	14	0	.611
2020	11	1	0	.917
2021	31	24	0	.564
2022	4	0	0	1.000
<b>Total</b>	<b>712</b>	<b>306</b>	<b>2</b>	<b>.698</b>

One of the anchors of Tulane University's athletic facilities, Greer Field at Turchin Stadium serves as home for the Green Wave baseball team.

The state-of-the-art facility opened in 2008 and was built for a cost of \$10.5 million and is named in honor of Philip Greer and Robert and Lillian Turchin – the namesake of the old Turchin Stadium.

A pro-style stadium with a capacity of 5,000, Greer Field at Turchin Stadium features a grandstand design of structural steel, and more than 2,700 chair-back seats. In addition the facility also features private suites, an open-air club suite, and a partially covered seating area topped by a press box behind home plate. The Green Wave's facility also features a synthetic playing surface in AstroTurf. The synthetic surface, first installed in 2008, replaced the natural-grass surface that the original Turchin Stadium had since its opening in 1991. The entire field is covered in turf, including the pitching mound, infield and bullpens, which all but eliminates the possibility of inclement weather making the field unplayable.

Four private suites flank the breezeway on the first-base line and include air-conditioned kitchenette and restroom facilities. Suites are sold on multi-year leases and are accessible via elevator, which also provides access to the press box. For the first time, the press box includes individual broadcast booths, Ethernet capability and expanded space for the media. An updated sound system, a new padded outfield wall, concession stands, restrooms and an expanded merchandise sales area make the facility one of the finest in the nation. The lighting system, the line-score portion of the scoreboard and the Theresa Sofio Hitting Facility are the lone holdovers from the old Turchin Stadium, and nearly every other area of the stadium has been replaced as part of the construction. The exterior of the stadium is more fan-friendly, as well, as the fans enter the stadium via Goldring Plaza.

The Plaza features commemorative bricks purchased in a fundraising drive by Tulane's die-hard fans. Inside, a video board sits in left field, allowing Green Wave fans to enjoy video clips, in-game replays and updated statistics of the teams playing that day. Along with the esthetics of Goldring Plaza, the corridors of Greer Field at Turchin Stadium feature oversized images of some of the Green Wave's most memorable moments on the diamond, as well as electronic lineup boards and video monitors that will show the goings-on in the concourse.

The Mickey Retif Memorial Clubhouse, located on the second floor of the James W. Wilson Jr. Center, underwent a complete overhaul in 2008 and features 40 wooden lockers, nine flat-screen television sets, DVD players, and a stereo system. The clubhouse also features a keypad entry system that gives the student-athletes unlimited access, a player's lounge, shower facilities and a locker room for the coaching staff.

Prior to the 2017 season, a brand new AstroTurf field was installed. The state-of-the-art synthetic surface emulates the feel and playability of grass and clay. In 2018 the Green Wave received new dugout pads and nets, as well as a brand-new on-field batting practice cage, elevating the first-class, professional look of the stadium.

Originally built at the current location in 1991, Turchin Stadium opened with lights, permanent seating, a luxury box, a press box and a state-of-the-art computerized scoreboard.

Since opening in its current location for the 1991 season, Tulane's home field has been a true advantage as the Green Wave sports a .710 winning percentage in games played within its friendly confines.

Turchin Stadium has played host to the 1992 Metro Conference Tournament and the 1997, 2003 and 2008 C-USA Tournaments as well as the 2001 and 2005 NCAA New Orleans Regionals and the 2005 NCAA New Orleans Super Regional.

Home-field advantage came into play in all six tournaments with the Green Wave winning the 1992 league championship and all three NCAA events while advancing to the semifinals in 1997 and the finals in 2003.

The Green Wave baseball team has played in the current area for more than 40 years. The ballpark was originally named Tulane Diamond and was located about 100 feet south of its current location.

Until 1985, the dimensions were 347 and 353 to the power alleys in left and right field, respectively. The current park measures 325 down the lines, 370 to the power alleys and 400 feet to straightaway center. The outfield wall features padding to help ensure the safety and well being of both the home and visiting teams' student-athletes.





# OVERALL STATISTICS

Player	avg	gp-gs	ab	r	h	2b	3b	hr	rbi	tb	slg%	bb	hp	so	gdp	ob%	sf	sh	sb-att	po	a	e	fld%
GROFF, Ethan	.419	9-9	31	16	13	5	1	1	10	23	.742	4	3	4	0	.526	0	0	1-2	20	2	0	1.000
AVILES, Luis	.355	9-9	31	7	11	3	0	0	8	14	.452	5	1	9	0	.459	0	0	1-1	53	6	0	1.000
HEBERT, Brady	.308	8-8	26	11	8	3	0	0	10	11	.423	8	0	10	0	.471	0	3	0-0	6	15	0	1.000
ENGELHARD, Chase	.300	9-9	30	8	9	5	0	1	14	17	.567	4	0	6	1	.351	3	0	1-3	16	16	0	1.000
MINDER, Trevor	.276	9-9	29	7	8	2	0	2	3	16	.552	5	0	9	1	.382	0	0	0-0	8	21	2	.935
LEE, Bennett	.257	9-9	35	9	9	3	1	0	5	14	.400	5	0	7	1	.350	0	0	1-2	46	4	0	1.000
HART, Jared	.233	9-9	30	10	7	1	0	0	8	8	.267	8	0	7	0	.375	2	0	2-2	26	0	0	1.000
-----																							
BAUMGARDT, Simon	.429	9-2	7	4	3	0	0	0	2	3	.429	5	0	1	0	.667	0	0	0-0	7	4	0	1.000
LINN, Jackson	.429	6-2	7	0	3	0	0	0	3	3	.429	2	0	1	0	.556	0	0	0-0	4	0	0	1.000
LAMBERT, Brennan	.294	6-6	17	5	5	1	0	1	3	9	.529	3	5	4	0	.520	0	0	0-0	0	0	0	.000
BECKSTEAD, Seth	.273	5-3	11	5	3	0	0	1	3	6	.545	3	0	3	0	.429	0	0	0-0	22	6	0	1.000
BANKS, Teo	.250	5-2	8	0	2	0	0	0	2	2	.250	0	0	4	0	.250	0	0	1-2	2	1	0	1.000
SCHULZ, Gavin	.250	3-0	4	0	1	1	0	0	0	2	.500	0	0	0	0	.250	0	0	0-0	0	1	0	1.000
MORROW, Brayden	.250	3-0	4	0	1	1	0	0	1	2	.500	0	0	0	0	.250	0	0	0-0	0	0	0	.000
LAPRAIRIE, Jake	.000	8-4	17	2	0	0	0	0	2	0	.000	2	1	3	2	.150	0	1	0-0	7	0	0	1.000
NIEMANN, Frankie	.000	3-0	3	1	0	0	0	0	0	0	.000	1	0	2	0	.250	0	0	0-0	0	0	0	.000
MARGET, Brady	.000	3-0	2	0	0	0	0	0	1	0	.000	0	1	2	0	.333	0	0	0-0	7	0	0	1.000
Totals	.284	9	292	85	83	25	2	6	75	130	.445	55	11	72	5	.410	5	4	7-12	228	81	3	.990
Opponents	.216	9	273	27	59	13	2	5	24	91	.333	29	8	72	4	.306	4	1	7-10	219	67	17	.944

LOB - Team (63), Opp (60). DPs turned - Team (5), Opp (6). Picked off - LINN 1.

## (All games Sorted by Earned run avg)

Player	era	w-l	app	gs	cg	sho	sv	ip	h	r	er	bb	so	2b	3b	hr	b/avg	wp	hp	bksfa	sha
CARMOUCHE, Dylan	0.69	2-0	2	2	1	0/1	0	13.0	8	1	1	2	11	1	0	0	.186	0	1	0	0
ROBINSON, Carter	0.90	1-0	3	2	0	0/1	0	10.0	6	1	1	4	7	1	0	0	.171	1	3	0	0
HOFFMAN, Tyler	3.86	0-1	2	2	0	0/0	0	9.1	9	4	4	6	7	3	2	0	.265	1	1	0	1
MASSEY, Michael	5.79	1-0	2	2	0	0/0	0	9.1	14	7	6	2	5	3	0	1	.350	0	0	0	1
-----																					
SIEGEL, Grant	0.00	2-0	4	1	0	0/1	0	7.0	5	0	0	1	7	2	0	0	.200	0	0	0	0
DEVITO, Zach	0.00	1-0	3	0	0	0/0	1	4.0	3	0	0	0	8	0	0	0	.200	0	0	0	0
THOMAS, Lane	0.00	0-0	2	0	0	0/0	0	3.1	0	0	0	1	3	0	0	0	.000	0	0	0	0
THOMPSON, Turner	0.00	0-0	2	0	0	0/0	0	2.0	1	0	0	1	4	0	0	0	.143	0	1	0	0
SLAGEL, Clifton	0.00	0-0	3	0	0	0/0	0	1.2	1	0	0	0	1	0	0	0	.143	0	0	0	0
KNUEPPEL, Keaton	0.00	0-0	1	0	0	0/0	0	1.0	0	0	0	0	0	0	0	0	.000	0	0	0	0
BANKS, Teo	0.00	0-0	1	0	0	0/0	0	1.0	0	0	0	0	1	0	0	0	.000	0	0	0	0
WACHTER, Jonah	0.00	0-0	1	0	0	0/0	0	0.0	0	0	0	2	0	0	0	0		0	0	0	0
VALIGOSKY, Brian	5.40	0-0	2	0	0	0/0	0	1.2	2	1	1	2	3	1	0	1	.333	0	0	0	1
BEATY, Kyle	6.75	0-0	3	0	0	0/0	0	2.2	3	2	2	2	3	1	0	0	.300	2	0	0	1
WELCH, Chandler	7.20	1-0	3	0	0	0/0	0	5.0	4	4	4	2	6	1	0	0	.211	1	0	0	0
ALLIGOOD, Landry	7.71	0-0	3	0	0	0/0	0	2.1	1	2	2	2	2	0	0	1	.143	1	1	0	1
TATE, Ben	13.50	0-0	2	0	0	0/0	0	1.1	0	2	2	2	1	0	0	0	.000	0	0	0	0
SANCHEZ, Cristian	20.25	0-0	2	0	0	0/0	0	1.1	2	3	3	0	3	0	0	2	.333	0	1	0	0
Totals	3.08	8-1	9	9	1	1/1	1	76.0	59	27	26	29	72	13	2	5	.216	6	8	0	4
Opponents	7.77	1-8	9	9	0	0/0	0	73.0	83	85	63	55	72	25	2	6	.284	21	11	4	5

PB - Team (2), BECKSTEAD 1, LEE 1, Opp (3). Pickoffs - Team (2), THOMAS 1, BECKSTEAD 1, Opp (1). SBA/ATT - BECKSTEAD (4-5), ROBINSON (3-4), LEE (3-4), THOMAS (1-2), HOFFMAN (1-1), CARMOUCHE (0-1), WACHTER (1-1), MASSEY (1-1).



# FIELDING STATISTICS

Player	c	po	a	e	fld%	dp	sba	csb	sba%	pb	ci
AVILES, Luis	59	53	6	0	1.000	4	0	0	---	0	0
LEE, Bennett	50	46	4	0	1.000	1	3	1	.750	1	0
ENGELHARD, Chase	32	16	16	0	1.000	3	0	0	---	0	0
BECKSTEAD, Seth	28	22	6	0	1.000	0	4	1	.800	1	0
HART, Jared	26	26	0	0	1.000	0	0	0	---	0	0
GROFF, Ethan	22	20	2	0	1.000	1	0	0	---	0	0
HEBERT, Brady	21	6	15	0	1.000	1	0	0	---	0	0
BAUMGARDT, Simon	11	7	4	0	1.000	0	0	0	---	0	0
MARGET, Brady	7	7	0	0	1.000	0	0	0	---	0	0
LAPRAIRIE, Jake	7	7	0	0	1.000	0	0	0	---	0	0
LINN, Jackson	4	4	0	0	1.000	0	0	0	---	0	0
BANKS, Teo	3	2	1	0	1.000	0	0	0	---	0	0
ROBINSON, Carter	2	1	1	0	1.000	0	3	1	.750	0	0
CARMOUCHE, Dylan	2	1	1	0	1.000	0	0	1	.000	0	0
HOFFMAN, Tyler	2	1	1	0	1.000	0	1	0	1.000	0	0
SCHULZ, Gavin	1	0	1	0	1.000	0	0	0	---	0	0
MASSEY, Michael	1	1	0	0	1.000	0	1	0	1.000	0	0
THOMAS, Lane	1	0	1	0	1.000	0	1	1	.500	0	0
BEATY, Kyle	1	0	1	0	1.000	0	0	0	---	0	0
MINDER, Trevor	31	8	21	2	.935	3	0	0	---	0	0
SLAGEL, Clifton	1	0	0	1	.000	0	0	0	---	0	0
SANCHEZ, Cristian	0	0	0	0	.000	0	0	0	---	0	0
MORROW, Brayden	0	0	0	0	.000	0	0	0	---	0	0
SIEGEL, Grant	0	0	0	0	.000	0	0	0	---	0	0
TATE, Ben	0	0	0	0	.000	0	0	0	---	0	0
THOMPSON, Turner	0	0	0	0	.000	0	0	0	---	0	0
VALIGOSKY, Brian	0	0	0	0	.000	0	0	0	---	0	0
LAMBERT, Brennan	0	0	0	0	.000	0	0	0	---	0	0
WELCH, Chandler	0	0	0	0	.000	0	0	0	---	0	0
KNUEPPEL, Keaton	0	0	0	0	.000	0	0	0	---	0	0
ALLIGOOD, Landry	0	0	0	0	.000	0	0	0	---	0	0
WACHTER, Jonah	0	0	0	0	.000	0	1	0	1.000	0	0
DEVITO, Zach	0	0	0	0	.000	0	0	0	---	0	0
NIEMANN, Frankie	0	0	0	0	.000	0	0	0	---	0	0
Totals	312	228	81	3	.990	5	7	3	.700	2	0
Opponents	303	219	67	17	.944	6	7	5	.583	3	0

Hitting minimums - 2.5 AB/Game

Pitching minimums - 1 Games 1.0 IP/Game



# GAME-BY-GAME STATISTICS

Date	Opponent	Score	Inns	Overall	AAC	Pitcher of record	Attend	Time
Feb 18, 2022	UMASS-LOWELL	w 10-2	9	1-0-0	0-0-0	WELCH (W 1-0)	1409	3:37
Feb 19, 2022	UMASS-LOWELL	w 11-0	9	2-0-0	0-0-0	CARMOUCHE (W 1-0)	1382	2:51
Feb 20, 2022	UMASS-LOWELL	w 6-5	9	3-0-0	0-0-0	DEVITO (W 1-0)	1308	3:54
Feb 23, 2022	at Nicholls	w 7-5	9	4-0-0	0-0-0	SIEGEL (W 1-0)	543	4:00
Feb 25, 2022	at #15 Louisiana Tech	L 1-6	9	4-1-0	0-0-0	HOFFMAN (L 0-1)	2256	3:12
Feb 27, 2022	at #15 Louisiana Tech-1	w 4-1	7	5-1-0	0-0-0	CARMOUCHE (W 2-0)	2110	1:57
Feb 27, 2022	at #15 Louisiana Tech-2	w 13-5	7	6-1-0	0-0-0	MASSEY (W 1-0)	2304	2:45
Mar 01, 2022	at Southeastern	w 23-1	9	7-1-0	0-0-0	ROBINSON (W 1-0)	1436	3:12
Mar 02, 2022	TEXAS SOUTHERN	w 10-2	9	8-1-0	0-0-0	SIEGEL (W 2-0)	1321	3:13

( ) extra inning game

## 2022 Tulane Baseball Team Game-by-Game for Tulane (as of Mar 03, 2022) Batting (All games)

Date	Opponent	ab	r	h	rbi	2b	3b	hr	tb	bb	ibb	sb	cs	hbp	sac	sf	gdp	k	po	a	e	lob	avg
Feb 18	UMASS-LOWELL	31	10	12	9	4	0	0	16	8	0	0	1	1	1	2	0	8	27	10	0	9	.387
Feb 19	UMASS-LOWELL	36	11	11	6	2	0	1	16	6	0	1	1	1	1	0	0	2	27	14	0	9	.347
Feb 20	UMASS-LOWELL	32	6	8	5	0	0	1	11	8	0	3	1	2	0	0	0	10	27	11	2	12	.313
Feb 23	at Nicholls	33	7	7	6	3	0	2	16	5	0	0	0	0	1	0	1	11	27	7	1	5	.288
Feb 25	at Louisiana Tech	32	1	6	1	1	0	0	7	3	0	1	1	0	0	0	0	13	24	8	0	7	.266
Feb 27	at Louisiana Tech	27	4	6	4	0	0	1	9	1	0	0	0	1	0	0	0	5	21	9	0	4	.263
Feb 27	at Louisiana Tech	30	13	8	11	3	2	0	15	7	0	0	0	1	0	0	2	8	21	6	0	4	.263
Mar 01	at Southeastern	41	23	16	23	8	0	0	24	10	0	0	0	4	1	3	0	11	27	8	0	9	.283
Mar 02	TEXAS SOUTHERN	30	10	9	10	4	0	1	16	7	0	2	1	1	0	0	2	4	27	8	0	4	.283
Totals		292	85	83	75	25	2	6	130	55	0	7	5	11	4	5	5	72	228	81	3	63	.283

## 2022 Tulane Baseball Team Game-by-Game for Tulane (as of Mar 03, 2022) Pitching (All games)

Date	Opponent	ip	h	r	er	bb	so	2b	3b	hr	wp	bk	hbp	dp	ibb	score	w-l	sv	era
Feb 18	UMASS-LOWELL	9.0	5	2	2	3	10	0	1	0	0	0	0	1	0	10-2	1-0	0	2.00
Feb 19	UMASS-LOWELL	9.0	5	0	0	2	10	1	0	0	0	0	1	0	0	11-0	2-0	0	1.00
Feb 20	UMASS-LOWELL	9.0	10	5	4	3	12	2	0	3	0	0	1	1	0	6-5	3-0	0	2.00
Feb 23	at Nicholls	9.0	12	5	5	6	10	3	0	1	1	0	0	0	0	7-5	4-0	1	2.75
Feb 25	at Louisiana Tech	8.0	6	6	6	6	6	3	1	1	2	0	2	1	0	1-6	4-1	1	3.48
Feb 27	at Louisiana Tech	7.0	4	1	1	0	4	0	0	0	0	0	0	1	0	4-1	5-1	1	3.18
Feb 27	at Louisiana Tech	7.0	11	5	5	3	3	2	0	0	0	0	0	0	0	13-5	6-1	1	3.57
Mar 01	at Southeastern	9.0	4	1	1	2	7	1	0	0	1	0	4	1	0	23-1	7-1	1	3.22
Mar 02	TEXAS SOUTHERN	9.0	2	2	2	4	10	1	0	0	2	0	0	0	0	10-2	8-1	1	3.08
Totals		76.0	59	27	26	29	72	13	2	5	6	0	8	5	0	85-27	8-1	1	3.08





# MISCELLANEOUS STATS

Score by innings	1	2	3	4	5	6	7	8	9	Total
Tulane	5	11	22	6	18	8	8	6	1	85
Opponents	2	0	3	2	9	2	8	1	0	27

## Record when ...

Overall	8-1	After 6 leading	7-0
Conference	0-0	..... trailing	0-1
Non-Conference	8-1	..... tied	1-0
Home games	4-0	After 7 leading	5-0
Away games	4-1	..... trailing	0-1
Neutral site	0-0	..... tied	1-0
Day games	5-0	After 8 leading	6-0
Night games	3-1	..... trailing	0-1
vs Left starter	2-1	..... tied	0-0
vs Right starter	6-0		
1-Run games	1-0	Hit 0 home runs	3-1
2-Run games	1-0	... 1 home run	4-0
5+Run games	5-1	... 2+ home runs	1-0
Extra innings	0-0		
Shutouts	1-0	Opponent 0 home runs	6-0
		..... 1 home run	1-1
Scoring 0-2 runs	0-1	..... 2+ HRs	1-0
..... 3-5 runs	1-0		
..... 6-9 runs	2-0	Made 0 errors	6-1
..... 10+ runs	5-0	.... 1 error	1-0
		.... 2+ errors	1-0
Opponent 0-2 runs	5-0		
..... 3-5 runs	3-0	Opp. made 0 errors	2-0
..... 6-9 runs	0-1	..... 1 error	0-1
..... 10+ runs	0-0	..... 2+ errors	6-0
Scored in 1st inning	3-0	Out-hit opponent	5-0
Opp. scored in 1st	2-0	Out-hit by opponent	3-0
Scores first	5-0	Hits are tied	0-1
Opp. scores first	3-1		

## Record when team scores:

Runs	0	1	2	3	4	5	6	7	8	9	10+
W-L	0-0	0-1	0-0	0-0	1-0	0-0	1-0	1-0	0-0	0-0	5-0

## Record when opponent scores:

Runs	0	1	2	3	4	5	6	7	8	9	10+
W-L	1-0	2-0	2-0	0-0	0-0	3-0	0-1	0-0	0-0	0-0	0-0

## Record when leading after:

Inn.	1	2	3	4	5	6	7	8
W-L	3-0	6-0	7-0	7-0	7-0	7-0	5-0	6-0

## Record when trailing after:

Inn.	1	2	3	4	5	6	7	8
W-L	2-0	1-0	0-1	1-1	0-1	0-1	0-1	0-1

## Record when tied after:

Inn.	1	2	3	4	5	6	7	8
W-L	3-1	1-1	1-0	0-0	1-0	1-0	1-0	0-0

Current winning streak: 4

Longest winning streak: 4

Longest losing streak: 1

Home attendance : 5420 ( 4 dates avg = 1355 )

Away attendance : 8649 ( 5 dates avg = 1729 )

Total attendance: 14069 ( 9 dates avg = 1563 )



# HITTING LEADERS

Hitting minimums - 2.5 AB/Game  
Pitching minimums - 1 Games 1.0 IP/Game

Batting avg	
1. GROFF, Ethan	.419
2. AVILES, Luis	.355
3. HEBERT, Brady	.308
4. ENGELHARD, Chase	.300
5. MINDER, Trevor	.276

Runs scored	
1. GROFF, Ethan	16
2. HEBERT, Brady	11
3. HART, Jared	10
4. LEE, Bennett	9
5. ENGELHARD, Chase	8

Doubles	
1. ENGELHARD, Chase	5
GROFF, Ethan	5
3. AVILES, Luis	3
HEBERT, Brady	3
LEE, Bennett	3

Total bases	
1. GROFF, Ethan	23
2. ENGELHARD, Chase	17
3. MINDER, Trevor	16
4. AVILES, Luis	14
LEE, Bennett	14

Sac bunts	
1. HEBERT, Brady	3
2. LAPRAIRIE, Jake	1

Caught stealing	
1. ENGELHARD, Chase	2
2. LEE, Bennett	1
GROFF, Ethan	1
BANKS, Teo	1

Strikeouts	
1. HEBERT, Brady	10
2. AVILES, Luis	9
MINDER, Trevor	9
4. LEE, Bennett	7
HART, Jared	7

At bats	
1. LEE, Bennett	35
2. AVILES, Luis	31
GROFF, Ethan	31
4. ENGELHARD, Chase	30
HART, Jared	30

Games as sub	
1. BAUMGARDT, Simon	7
2. LINN, Jackson	4
LAPRAIRIE, Jake	4
4. 5 tied at....	3

Slugging pct	
1. GROFF, Ethan	.742
2. ENGELHARD, Chase	.567
3. MINDER, Trevor	.552
4. AVILES, Luis	.452
5. HEBERT, Brady	.423

Hits	
1. GROFF, Ethan	13
2. AVILES, Luis	11
3. LEE, Bennett	9
ENGELHARD, Chase	9
5. 2 tied at....	8

Triples	
1. GROFF, Ethan	1
LEE, Bennett	1

Walks	
1. HEBERT, Brady	8
HART, Jared	8
3. 4 tied at....	5

Sac flies	
1. ENGELHARD, Chase	3
2. HART, Jared	2

Steal attempts	
1. ENGELHARD, Chase	3
2. LEE, Bennett	2
GROFF, Ethan	2
BANKS, Teo	2
HART, Jared	2

Grounded into DP	
1. LAPRAIRIE, Jake	2
2. ENGELHARD, Chase	1
MINDER, Trevor	1
LEE, Bennett	1

Games played	
1. 7 tied at...	9

On base pct	
1. GROFF, Ethan	.526
2. HEBERT, Brady	.471
3. AVILES, Luis	.459
4. MINDER, Trevor	.382
5. HART, Jared	.375

Runs batted in	
1. ENGELHARD, Chase	14
2. HEBERT, Brady	10
GROFF, Ethan	10
4. HART, Jared	8
AVILES, Luis	8

Home runs	
1. MINDER, Trevor	2
2. BECKSTEAD, Seth	1
ENGELHARD, Chase	1
LAMBERT, Brennan	1
GROFF, Ethan	1

Hit by pitch	
1. LAMBERT, Brennan	5
2. GROFF, Ethan	3
3. LAPRAIRIE, Jake	1
MARGET, Brady	1
AVILES, Luis	1

Stolen bases	
1. HART, Jared	2
2. 5 tied at...	1

Stolen base pct	
1. AVILES, Luis	1.000
HART, Jared	1.000
3. LEE, Bennett	.500
GROFF, Ethan	.500
5. ENGELHARD, Chase	.333

Total plate appearances	
1. HART, Jared	40
LEE, Bennett	40
3. GROFF, Ethan	38
4. 3 tied at...	37

Game starts	
1. 6 tied at...	9



# PITCHING LEADERS

Hitting minimums - 2.5 AB/Game  
Pitching minimums - 1 Games 1.0 IP/Game

## Earned run avg

1. CARMOUCHE, Dylan	0.69
2. ROBINSON, Carter	0.90
3. HOFFMAN, Tyler	3.86
4. MASSEY, Michael	5.79

## Opposing bat avg

1. ROBINSON, Carter	.171
2. CARMOUCHE, Dylan	.186
3. HOFFMAN, Tyler	.265
4. MASSEY, Michael	.350

## Won-loss pct

1. CARMOUCHE, Dylan	1.000
ROBINSON, Carter	1.000
MASSEY, Michael	1.000
4. HOFFMAN, Tyler	.000

## Wins

1. SIEGEL, Grant	2
CARMOUCHE, Dylan	2
3. 4 tied at...	1

## Losses

1. HOFFMAN, Tyler	1
-------------------	---

## Saves

1. DEVITO, Zach	1
-----------------	---

## Innings pitched

1. CARMOUCHE, Dylan	13.0
2. ROBINSON, Carter	10.0
3. HOFFMAN, Tyler	9.1
MASSEY, Michael	9.1

## Batters struck out

1. CARMOUCHE, Dylan	11
2. DEVITO, Zach	8
3. SIEGEL, Grant	7
ROBINSON, Carter	7
HOFFMAN, Tyler	7

## Appearances

1. SIEGEL, Grant	4
2. 6 tied at...	3

## Games started

1. CARMOUCHE, Dylan	2
HOFFMAN, Tyler	2
ROBINSON, Carter	2
MASSEY, Michael	2
5. SIEGEL, Grant	1

## Games finished

1. DEVITO, Zach	3
2. SIEGEL, Grant	2
3. BANKS, Teo	1
BEATY, Kyle	1
THOMPSON, Turner	1

## Games in relief

1. 6 tied at.....	3
-------------------	---

## Wild pitches

1. BEATY, Kyle	2
2. WELCH, Chandler	1
ROBINSON, Carter	1
HOFFMAN, Tyler	1
ALLIGOOD, Landry	1

## Balks

## Hit batters

1. ROBINSON, Carter	3
2. 5 tied at.....	1

## Intentional BB allowed

## Runners picked off

1. BECKSTEAD, Seth	1
THOMAS, Lane	1

## Batters SO out looking

1. HOFFMAN, Tyler	3
MASSEY, Michael	3
WELCH, Chandler	3
4. 5 tied at...	2

## Sac bunts allowed

1. HOFFMAN, Tyler	1
-------------------	---

## Sac flies allowed

1. VALIGOSKY, Brian	1
MASSEY, Michael	1
ALLIGOOD, Landry	1
BEATY, Kyle	1

## Hits allowed

1. ROBINSON, Carter	6
2. CARMOUCHE, Dylan	8
3. HOFFMAN, Tyler	9
4. MASSEY, Michael	14

## Runs allowed

1. CARMOUCHE, Dylan	1
ROBINSON, Carter	1
3. HOFFMAN, Tyler	4
4. MASSEY, Michael	7

## Earned runs allowed

1. ROBINSON, Carter	1
CARMOUCHE, Dylan	1
3. HOFFMAN, Tyler	4
4. MASSEY, Michael	6

## Walks allowed

1. CARMOUCHE, Dylan	2
MASSEY, Michael	2
3. ROBINSON, Carter	4
4. HOFFMAN, Tyler	6

## Doubles allowed

1. ROBINSON, Carter	1
CARMOUCHE, Dylan	1
3. HOFFMAN, Tyler	3
MASSEY, Michael	3

## Triples allowed

1. ROBINSON, Carter	0
CARMOUCHE, Dylan	0
MASSEY, Michael	0
4. HOFFMAN, Tyler	2

## Home runs allowed

1. HOFFMAN, Tyler	0
ROBINSON, Carter	0
CARMOUCHE, Dylan	0
4. MASSEY, Michael	1





# FIELDING LEADERS

Hitting minimums - 2.5 AB/Game  
Pitching minimums - 1 Games 1.0 IP/Game

Batting avg	
1. GROFF, Ethan	.419
2. AVILES, Luis	.355
3. HEBERT, Brady	.308
4. ENGELHARD, Chase	.300
5. MINDER, Trevor	.276

Runs scored	
1. GROFF, Ethan	16
2. HEBERT, Brady	11
3. HART, Jared	10
4. LEE, Bennett	9
5. ENGELHARD, Chase	8

Doubles	
1. ENGELHARD, Chase	5
GROFF, Ethan	5
3. AVILES, Luis	3
HEBERT, Brady	3
LEE, Bennett	3

Total bases	
1. GROFF, Ethan	23
2. ENGELHARD, Chase	17
3. MINDER, Trevor	16
4. AVILES, Luis	14
LEE, Bennett	14

Sac bunts	
1. HEBERT, Brady	3
2. LAPRAIRIE, Jake	1

Caught stealing	
1. ENGELHARD, Chase	2
2. LEE, Bennett	1
GROFF, Ethan	1
BANKS, Teo	1

Strikeouts	
1. HEBERT, Brady	10
2. AVILES, Luis	9
MINDER, Trevor	9
4. LEE, Bennett	7
HART, Jared	7

At bats	
1. LEE, Bennett	35
2. AVILES, Luis	31
GROFF, Ethan	31
4. ENGELHARD, Chase	30
HART, Jared	30

Games as sub	
1. BAUMGARDT, Simon	7
2. LINN, Jackson	4
LAPRAIRIE, Jake	4
4. 5 tied at....	3

Slugging pct	
1. GROFF, Ethan	.742
2. ENGELHARD, Chase	.567
3. MINDER, Trevor	.552
4. AVILES, Luis	.452
5. HEBERT, Brady	.423

Hits	
1. GROFF, Ethan	13
2. AVILES, Luis	11
3. LEE, Bennett	9
ENGELHARD, Chase	9
5. 2 tied at....	8

Triples	
1. GROFF, Ethan	1
LEE, Bennett	1

Walks	
1. HEBERT, Brady	8
HART, Jared	8
3. 4 tied at....	5

Sac flies	
1. ENGELHARD, Chase	3
2. HART, Jared	2

Steal attempts	
1. ENGELHARD, Chase	3
2. LEE, Bennett	2
GROFF, Ethan	2
BANKS, Teo	2
HART, Jared	2

Grounded into DP	
1. LAPRAIRIE, Jake	2
2. ENGELHARD, Chase	1
MINDER, Trevor	1
LEE, Bennett	1

Games played	
1. 7 tied at...	9

On base pct	
1. GROFF, Ethan	.526
2. HEBERT, Brady	.471
3. AVILES, Luis	.459
4. MINDER, Trevor	.382
5. HART, Jared	.375

Runs batted in	
1. ENGELHARD, Chase	14
2. HEBERT, Brady	10
GROFF, Ethan	10
4. HART, Jared	8
AVILES, Luis	8

Home runs	
1. MINDER, Trevor	2
2. BECKSTEAD, Seth	1
ENGELHARD, Chase	1
LAMBERT, Brennan	1
GROFF, Ethan	1

Hit by pitch	
1. LAMBERT, Brennan	5
2. GROFF, Ethan	3
3. LAPRAIRIE, Jake	1
MARGET, Brady	1
AVILES, Luis	1

Stolen bases	
1. HART, Jared	2
2. 5 tied at...	1

Stolen base pct	
1. AVILES, Luis	1.000
HART, Jared	1.000
3. LEE, Bennett	.500
GROFF, Ethan	.500
5. ENGELHARD, Chase	.333

Total plate appearances	
1. HART, Jared	40
LEE, Bennett	40
3. GROFF, Ethan	38
4. 3 tied at...	37

Game starts	
1. 6 tied at...	9



# INDIVIDUAL GAME-BY-GAME

## #28 ALLIGOOD, Landry - 3 appearances (All games)

Date	Opponent	GS	IP	H	R	ER	BB	SO	2B	3B	HR	WP	BK	HBP	IBB	Score	W-L	Sv	ERA	NP
Feb 20	UMASS-LOWELL		0.2	0	0	0	2	0	0	0	0	0	0	0	0	6-5	0-0	0	0.00	20
Feb 25	at Louisiana Tech		0.2	1	2	2	0	0	0	0	1	1	0	1	0	1-6	0-0	0	13.50	16
Mar 02	TEXAS SOUTHERN		1.0	0	0	0	0	2	0	0	0	0	0	0	0	10-2	0-0	0	7.71	13
Totals		0	2.1	1	2	2	2	2	0	0	1	1	0	1	0	17-13	0-0	0	7.71	-

## #21 AVILES, Luis - 9 games (All games)

Date	Opponent	Pos	AB	R	H	RBI	2B	3B	HR	BB	SB	CS	HBP	SAC	SF	GDP	K	PO	A	E	Avg
Feb 18	UMASS-LOWELL	*1b	4	0	1	2	0	0	0	0	0	0	0	0	0	0	1	5	1	0	.250
Feb 19	UMASS-LOWELL	*1b	4	0	2	2	0	0	0	0	0	0	0	0	0	0	1	6	2	0	.375
Feb 20	UMASS-LOWELL	*1b	4	1	2	1	0	0	0	1	0	0	0	0	0	0	1	8	1	0	.417
Feb 23	at Nicholls	*1b	3	0	0	0	0	0	0	1	0	0	0	0	0	0	2	4	1	0	.333
Feb 25	at Louisiana Tech	*1b	3	0	1	0	0	0	0	1	1	0	0	0	0	0	1	9	0	0	.333
Feb 27	at Louisiana Tech-1	*1b	3	0	0	0	0	0	0	0	0	0	0	0	0	0	0	8	0	0	.286
Feb 27	at Louisiana Tech-2	*1b	3	1	1	1	1	0	0	0	0	0	1	0	0	0	0	4	0	0	.292
Mar 01	at Southeastern	*1b	5	2	3	2	2	0	0	0	0	0	0	0	0	0	2	3	1	0	.345
Mar 02	TEXAS SOUTHERN	*1b	2	3	1	0	0	0	0	2	0	0	0	0	0	0	1	6	0	0	.355
Totals		9gs	31	7	11	8	3	0	0	5	1	0	1	0	0	0	9	53	6	0	.355

On base pct. .459 • Slugging pct. .452

## #11 BANKS, Teo - 5 games (All games)

Date	Opponent	Pos	AB	R	H	RBI	2B	3B	HR	BB	SB	CS	HBP	SAC	SF	GDP	K	PO	A	E	Avg
Feb 18	UMASS-LOWELL	ph/of	2	0	0	0	0	0	0	0	0	0	0	0	0	0	1	0	0	0	.000
Feb 19	UMASS-LOWELL	of	0	0	0	0	0	0	0	0	0	0	0	0	0	0	0	0	0	0	.000
Feb 23	at Nicholls	*of	2	0	0	0	0	0	0	0	0	0	0	0	0	0	2	0	0	0	.000
Feb 27	at Louisiana Tech-2	of	0	0	0	0	0	0	0	0	0	0	0	0	0	0	0	0	1	0	.000
Mar 02	TEXAS SOUTHERN	*of	4	0	2	2	0	0	0	0	1	1	0	0	0	0	1	2	0	0	.250
Totals		2gs	8	0	2	2	0	0	0	0	1	1	0	0	0	0	4	2	1	0	.250

On base pct. .250 • Slugging pct. .250

## #11 BANKS, Teo - 1 appearance (All games)

Date	Opponent	GS	IP	H	R	ER	BB	SO	2B	3B	HR	WP	BK	HBP	IBB	Score	W-L	Sv	ERA	NP
Mar 01	at Southeastern		1.0	0	0	0	0	1	0	0	0	0	0	0	0	23-1	0-0	0	0.00	12
Totals		0	1.0	0	0	0	0	1	0	0	0	0	0	0	0	23-1	0-0	0	0.00	-

## #14 BAUMGARDT, Simon - 9 games (All games)

Date	Opponent	Pos	AB	R	H	RBI	2B	3B	HR	BB	SB	CS	HBP	SAC	SF	GDP	K	PO	A	E	Avg
Feb 18	UMASS-LOWELL	1b/2b	0	0	0	0	0	0	0	1	0	0	0	0	0	0	0	2	0	0	.000
Feb 19	UMASS-LOWELL	ph/1b	1	1	1	0	0	0	0	0	0	0	0	0	0	0	0	1	0	0	1.000
Feb 20	UMASS-LOWELL	1b	0	0	0	0	0	0	0	0	0	0	0	0	0	0	0	0	0	0	1.000
Feb 23	at Nicholls	1b	0	0	0	0	0	0	0	0	0	0	0	0	0	0	0	2	0	0	1.000
Feb 25	at Louisiana Tech	*3b	3	0	1	0	0	0	0	1	0	0	0	0	0	0	0	0	3	0	.500
Feb 27	at Louisiana Tech-1	1b	0	0	0	0	0	0	0	0	0	0	0	0	0	0	0	1	0	0	.500
Feb 27	at Louisiana Tech-2	1b	0	0	0	0	0	0	0	0	0	0	0	0	0	0	0	1	0	0	.500
Mar 01	at Southeastern	*of/2b	3	3	1	2	0	0	0	3	0	0	0	0	0	0	1	0	0	0	.429
Mar 02	TEXAS SOUTHERN	2b	0	0	0	0	0	0	0	0	0	0	0	0	0	0	0	0	1	0	.429
Totals		2gs	7	4	3	2	0	0	0	5	0	0	0	0	0	0	1	7	4	0	.429

On base pct. .667 • Slugging pct. .429

## #41 BEATY, Kyle - 1 game (All games)

Date	Opponent	Pos	AB	R	H	RBI	2B	3B	HR	BB	SB	CS	HBP	SAC	SF	GDP	K	PO	A	E	Avg
Feb 25	at Louisiana Tech	p	0	0	0	0	0	0	0	0	0	0	0	0	0	0	0	0	1	0	.000
Totals		0gs	0	0	0	0	0	0	0	0	0	0	0	0	0	0	0	0	1	0	.000

On base pct. .000 • Slugging pct. .000



# INDIVIDUAL GAME-BY-GAME

## #41 BEATY, Kyle - 3 appearances (All games)

Date	Opponent	GS	IP	H	R	ER	BB	SO	2B	3B	HR	WP	BK	HBP	IBB	Score	W-L	Sv	ERA	NP
Feb 25	at Louisiana Tech		1.0	0	0	0	0	1	0	0	0	0	0	0	0	1-6	0-0	0	0.00	10
Feb 27	at Louisiana Tech-2		0.2	1	0	0	1	1	0	0	0	0	0	0	0	13-5	0-0	0	0.00	13
Mar 02	TEXAS SOUTHERN		1.0	2	2	2	1	1	1	0	0	2	0	0	0	10-2	0-0	0	6.75	29
Totals		0	2.2	3	2	2	2	3	1	0	0	2	0	0	0	24-13	0-0	0	6.75	-

## #13 BECKSTEAD, Seth - 5 games (All games)

Date	Opponent	Pos	AB	R	H	RBI	2B	3B	HR	BB	SB	CS	HBP	SAC	SF	GDP	K	PO	A	E	Avg
Feb 18	UMASS-LOWELL	ph/c	0	1	0	0	0	0	0	1	0	0	0	0	0	0	0	0	2	0	.000
Feb 19	UMASS-LOWELL	ph/c	0	1	0	0	0	0	0	1	0	0	0	0	0	0	0	1	0	0	.000
Feb 23	at Nicholls	*c	4	0	1	0	0	0	0	0	0	0	0	0	0	0	1	9	3	0	.250
Feb 27	at Louisiana Tech-2	*c	3	2	1	1	0	0	0	1	0	0	0	0	0	0	2	3	0	0	.286
Mar 02	TEXAS SOUTHERN	*c	4	1	1	2	0	0	1	0	0	0	0	0	0	0	9	1	0	0	.273
Totals		3gs	11	5	3	3	0	0	1	3	0	0	0	0	0	0	3	22	6	0	.273

On base pct. .429 • Slugging pct. .545

## #39 CARMOUCHE, Dylan - 2 games (All games)

Date	Opponent	Pos	AB	R	H	RBI	2B	3B	HR	BB	SB	CS	HBP	SAC	SF	GDP	K	PO	A	E	Avg
Feb 19	UMASS-LOWELL	*p	0	0	0	0	0	0	0	0	0	0	0	0	0	0	0	1	0	0	.000
Feb 27	at Louisiana Tech-1	*p	0	0	0	0	0	0	0	0	0	0	0	0	0	0	0	0	1	0	.000
Totals		2gs	0	0	0	0	0	0	0	0	0	0	0	0	0	0	0	1	1	0	.000

On base pct. .000 • Slugging pct. .000

## #39 CARMOUCHE, Dylan - 2 appearances (All games)

Date	Opponent	GS	IP	H	R	ER	BB	SO	2B	3B	HR	WP	BK	HBP	IBB	Score	W-L	Sv	ERA	NP
Feb 19	UMASS-LOWELL	*	6.0	4	0	0	2	7	1	0	0	0	0	1	0	11-0	1-0	0	0.00	83
Feb 27	at Louisiana Tech-1	*	7.0	4	1	1	0	4	0	0	0	0	0	0	0	4-1	2-0	0	0.69	86
Totals		2	13.0	8	1	1	2	11	1	0	0	0	0	1	0	15-1	2-0	0	0.69	-

## #46 DEVITO, Zach - 3 appearances (All games)

Date	Opponent	GS	IP	H	R	ER	BB	SO	2B	3B	HR	WP	BK	HBP	IBB	Score	W-L	Sv	ERA	NP
Feb 20	UMASS-LOWELL		2.0	2	0	0	0	5	0	0	0	0	0	0	0	6-5	1-0	0	0.00	36
Feb 23	at Nicholls		1.0	1	0	0	0	1	0	0	0	0	0	0	0	7-5	1-0	1	0.00	19
Mar 02	TEXAS SOUTHERN		1.0	0	0	0	0	2	0	0	0	0	0	0	0	10-2	1-0	1	0.00	14
Totals		0	4.0	3	0	0	0	8	0	0	0	0	0	0	0	23-12	1-0	1	0.00	-

## #1 GROFF, Ethan - 9 games (All games)

Date	Opponent	Pos	AB	R	H	RBI	2B	3B	HR	BB	SB	CS	HBP	SAC	SF	GDP	K	PO	A	E	Avg
Feb 18	UMASS-LOWELL	*of/of	3	2	2	1	1	0	0	1	0	1	0	0	0	0	0	5	1	0	.667
Feb 19	UMASS-LOWELL	*of/of	5	1	1	1	1	0	0	0	0	0	0	0	0	0	0	2	0	0	.375
Feb 20	UMASS-LOWELL	*of	3	1	0	0	0	0	0	0	0	0	1	0	0	0	1	1	1	0	.273
Feb 23	at Nicholls	*of	3	2	1	2	0	0	1	1	0	0	0	0	0	0	1	6	0	0	.286
Feb 25	at Louisiana Tech	*of	3	0	1	0	0	0	0	0	0	0	0	0	0	0	2	1	0	0	.294
Feb 27	at Louisiana Tech-1	*of	2	2	1	0	0	0	0	0	0	0	1	0	0	0	0	0	0	0	.316
Feb 27	at Louisiana Tech-2	*of/of	4	2	2	2	1	1	0	0	0	0	0	0	0	0	0	2	0	0	.348
Mar 01	at Southeastern	*of/of	6	5	5	4	2	0	0	1	0	0	0	0	0	0	0	1	0	0	.448
Mar 02	TEXAS SOUTHERN	*of	2	1	0	0	0	0	0	1	1	0	1	0	0	0	0	2	0	0	.419
Totals		9gs	31	16	13	10	5	1	1	4	1	1	3	0	0	0	4	20	2	0	.419

On base pct. .526 • Slugging pct. .742





# INDIVIDUAL GAME-BY-GAME

## #5 ENGELHARD, Chase - 9 games (All games)

Date	Opponent	Pos	AB	R	H	RBI	2B	3B	HR	BB	SB	CS	HBP	SAC	SF	GDP	K	PO	A	E	Avg
Feb 18	UMASS-LOWELL	*2b	2	1	1	2	1	0	0	1	0	0	0	0	1	0	0	3	2	0	.500
Feb 19	UMASS-LOWELL	*2b	3	1	2	0	0	0	0	1	1	1	0	0	0	0	0	2	3	0	.600
Feb 20	UMASS-LOWELL	*2b	4	0	1	1	0	0	0	1	0	1	0	0	0	0	2	1	4	0	.444
Feb 23	at Nicholls	*2b	4	1	1	3	0	0	1	0	0	0	0	0	0	1	1	1	1	0	.385
Feb 25	at Louisiana Tech	*2b	4	1	1	0	1	0	0	0	0	0	0	0	0	0	1	2	2	0	.353
Feb 27	at Louisiana Tech-1	*2b	3	0	0	0	0	0	0	0	0	0	0	0	0	0	0	0	0	0	.300
Feb 27	at Louisiana Tech-2	*2b	3	2	1	0	1	0	0	1	0	0	0	0	0	0	0	2	1	0	.304
Mar 01	at Southeastern	*2b	3	1	0	3	0	0	0	0	0	0	0	0	2	0	1	4	1	0	.269
Mar 02	TEXAS SOUTHERN	*2b	4	1	2	5	2	0	0	0	0	0	0	0	0	0	1	1	2	0	.300
Totals		9gs	30	8	9	14	5	0	1	4	1	2	0	0	3	1	6	16	16	0	.300

On base pct. .351 • Slugging pct. .567

## #8 HART, Jared - 9 games (All games)

Date	Opponent	Pos	AB	R	H	RBI	2B	3B	HR	BB	SB	CS	HBP	SAC	SF	GDP	K	PO	A	E	Avg
Feb 18	UMASS-LOWELL	*of	4	1	1	1	0	0	0	0	0	0	0	0	1	0	2	1	0	0	.250
Feb 19	UMASS-LOWELL	*of	5	1	0	0	0	0	0	0	0	0	0	0	0	0	0	2	0	0	.111
Feb 20	UMASS-LOWELL	*of	3	1	2	1	0	0	0	2	2	0	0	0	0	0	0	2	0	0	.250
Feb 23	at Nicholls	*of	3	0	0	0	0	0	0	2	0	0	0	0	0	0	0	2	0	0	.200
Feb 25	at Louisiana Tech	*of	4	0	0	0	0	0	0	0	0	0	0	0	0	0	2	5	0	0	.158
Feb 27	at Louisiana Tech-1	*of	3	1	1	0	0	0	0	0	0	0	0	0	0	0	1	3	0	0	.182
Feb 27	at Louisiana Tech-2	*of	3	2	1	1	0	0	0	1	0	0	0	0	0	0	1	2	0	0	.200
Mar 01	at Southeastern	*of	3	3	2	5	1	0	0	1	0	0	0	0	1	0	1	4	0	0	.250
Mar 02	TEXAS SOUTHERN	*of	2	1	0	0	0	0	0	2	0	0	0	0	0	0	0	5	0	0	.233
Totals		9gs	30	10	7	8	1	0	0	8	2	0	0	0	2	0	7	26	0	0	.233

On base pct. .375 • Slugging pct. .267

## #17 HEBERT, Brady - 8 games (All games)

Date	Opponent	Pos	AB	R	H	RBI	2B	3B	HR	BB	SB	CS	HBP	SAC	SF	GDP	K	PO	A	E	Avg
Feb 18	UMASS-LOWELL	*3b	5	2	3	2	1	0	0	0	0	0	0	0	0	0	0	0	1	0	.600
Feb 19	UMASS-LOWELL	*3b	1	1	0	0	0	0	0	2	0	0	0	1	0	0	0	0	2	0	.500
Feb 20	UMASS-LOWELL	*3b	5	1	0	0	0	0	0	0	0	0	0	0	0	0	4	0	1	0	.273
Feb 23	at Nicholls	*3b	3	1	1	1	0	0	0	1	0	0	0	1	0	0	2	1	1	0	.286
Feb 27	at Louisiana Tech-1	*3b	4	0	1	2	0	0	0	0	0	0	0	0	0	0	1	1	6	0	.278
Feb 27	at Louisiana Tech-2	*3b	3	1	1	2	0	0	0	2	0	0	0	0	0	0	2	2	1	0	.286
Mar 01	at Southeastern	*3b	2	3	1	3	1	0	0	2	0	0	0	1	0	0	0	1	2	0	.304
Mar 02	TEXAS SOUTHERN	*3b	3	2	1	0	1	0	0	1	0	0	0	0	0	0	1	1	1	0	.308
Totals		8gs	26	11	8	10	3	0	0	8	0	0	0	3	0	0	10	6	15	0	.308

On base pct. .471 • Slugging pct. .423

## #44 HOFFMAN, Tyler - 2 games (All games)

Date	Opponent	Pos	AB	R	H	RBI	2B	3B	HR	BB	SB	CS	HBP	SAC	SF	GDP	K	PO	A	E	Avg
Feb 18	UMASS-LOWELL	*p	0	0	0	0	0	0	0	0	0	0	0	0	0	0	0	1	0	0	.000
Feb 25	at Louisiana Tech	*p	0	0	0	0	0	0	0	0	0	0	0	0	0	0	0	0	1	0	.000
Totals		2gs	0	0	0	0	0	0	0	0	0	0	0	0	0	0	0	1	1	0	.000

On base pct. .000 • Slugging pct. .000

## #44 HOFFMAN, Tyler - 2 appearances (All games)

Date	Opponent	GS	IP	H	R	ER	BB	SO	2B	3B	HR	WP	BK	HBP	IBB	Score	W-L	Sv	ERA	NP
Feb 18	UMASS-LOWELL	*	4.1	4	2	2	2	3	0	1	0	0	0	0	0	10-2	0-0	0	4.15	77
Feb 25	at Louisiana Tech	*	5.0	5	2	2	4	4	3	1	0	1	0	1	0	1-6	0-1	0	3.86	91
Totals		2	9.1	9	4	4	6	7	3	2	0	1	0	1	0	11-8	0-1	0	3.86	-



# INDIVIDUAL GAME-BY-GAME

## #51 KNUEPPEL, Keaton - 1 appearance (All games)

Date	Opponent	GS	IP	H	R	ER	BB	SO	2B	3B	HR	WP	BK	HBP	IBB	Score	W-L	Sv	ERA	NP
Mar 02	TEXAS SOUTHERN		1.0	0	0	0	0	0	0	0	0	0	0	0	0	10-2	0-0	0	0.00	11
Totals		0	1.0	0	0	0	0	0	0	0	0	0	0	0	0	10-2	0-0	0	0.00	-

## #4 LAMBERT, Brennan - 6 games (All games)

Date	Opponent	Pos	AB	R	H	RBI	2B	3B	HR	BB	SB	CS	HBP	SAC	SF	GDP	K	PO	A	E	Avg
Feb 18	UMASS-LOWELL	*dh	2	1	0	0	0	0	0	1	0	0	0	1	0	0	1	0	0	0	.000
Feb 19	UMASS-LOWELL	*dh	4	2	3	2	1	0	1	0	0	0	0	0	0	0	0	0	0	0	.500
Feb 20	UMASS-LOWELL	*dh	2	0	0	0	0	0	0	2	0	0	1	0	0	0	0	0	0	0	.375
Feb 25	at Louisiana Tech	*dh	4	0	1	0	0	0	0	0	0	0	0	0	0	0	2	0	0	0	.333
Feb 27	at Louisiana Tech-1	*dh	3	0	1	0	0	0	0	0	0	0	0	0	0	0	0	0	0	0	.333
Mar 01	at Southeastern	*dh	2	2	0	1	0	0	0	0	0	0	3	0	0	0	1	0	0	0	.294
Totals		6gs	17	5	5	3	1	0	1	3	0	0	5	0	0	0	4	0	0	0	.294

On base pct. .520 • Slugging pct. .529

## #9 LAPRAIRIE, Jake - 8 games (All games)

Date	Opponent	Pos	AB	R	H	RBI	2B	3B	HR	BB	SB	CS	HBP	SAC	SF	GDP	K	PO	A	E	Avg
Feb 18	UMASS-LOWELL	*of	2	0	0	0	0	0	0	0	0	0	0	1	0	0	0	0	0	0	.000
Feb 19	UMASS-LOWELL	*of	3	0	0	1	0	0	0	0	0	0	1	0	0	0	0	1	0	0	.000
Feb 20	UMASS-LOWELL	of	0	0	0	0	0	0	0	1	0	0	0	0	0	0	0	0	0	0	.000
Feb 23	at Nicholls	of	2	1	0	0	0	0	0	0	0	0	0	0	0	0	0	1	0	0	.000
Feb 25	at Louisiana Tech	ph/of	2	0	0	0	0	0	0	0	0	0	0	0	0	0	1	0	0	0	.000
Feb 27	at Louisiana Tech-1	*of	4	0	0	0	0	0	0	0	0	0	0	0	0	0	1	4	0	0	.000
Feb 27	at Louisiana Tech-2	*of	3	1	0	1	0	0	0	1	0	0	0	0	0	2	1	1	0	0	.000
Mar 01	at Southeastern	of	1	0	0	0	0	0	0	0	0	0	0	0	0	0	0	0	0	0	.000
Totals		4gs	17	2	0	2	0	0	0	2	0	0	1	1	0	2	3	7	0	0	.000

On base pct. .150 • Slugging pct. .000

## #6 LEE, Bennett - 9 games (All games)

Date	Opponent	Pos	AB	R	H	RBI	2B	3B	HR	BB	SB	CS	HBP	SAC	SF	GDP	K	PO	A	E	Avg
Feb 18	UMASS-LOWELL	*c	3	1	2	0	1	0	0	1	0	0	0	0	0	0	1	8	1	0	.667
Feb 19	UMASS-LOWELL	*c	4	1	1	0	0	0	0	0	0	0	0	0	0	0	1	9	3	0	.429
Feb 20	UMASS-LOWELL	*c	4	1	1	1	0	0	0	1	1	0	0	0	0	0	0	12	0	0	.364
Feb 23	at Nicholls	*dh	5	1	1	0	1	0	0	0	0	0	0	0	0	0	0	0	0	0	.312
Feb 25	at Louisiana Tech	*c	3	0	0	0	0	0	0	1	0	1	0	0	0	0	2	6	0	0	.263
Feb 27	at Louisiana Tech-1	*c	3	0	1	0	0	0	0	0	0	0	0	0	0	0	1	4	0	0	.273
Feb 27	at Louisiana Tech-2	*dh	4	1	1	3	0	1	0	0	0	0	0	0	0	0	1	0	0	0	.269
Mar 01	at Southeastern	*c	5	3	2	1	1	0	0	2	0	0	0	0	0	0	1	7	0	0	.290
Mar 02	TEXAS SOUTHERN	*dh	4	1	0	0	0	0	0	0	0	0	0	0	0	1	0	0	0	0	.257
Totals		9gs	35	9	9	5	3	1	0	5	1	1	0	0	0	1	7	46	4	0	.257

On base pct. .350 • Slugging pct. .400

## #24 LINN, Jackson - 6 games (All games)

Date	Opponent	Pos	AB	R	H	RBI	2B	3B	HR	BB	SB	CS	HBP	SAC	SF	GDP	K	PO	A	E	Avg
Feb 18	UMASS-LOWELL	ph	1	0	1	1	0	0	0	0	0	0	0	0	0	0	0	0	0	0	1.000
Feb 19	UMASS-LOWELL	ph/of	0	0	0	0	0	0	0	1	0	0	0	0	0	0	0	1	0	0	1.000
Feb 20	UMASS-LOWELL	*of	3	0	0	0	0	0	0	0	0	0	0	0	0	0	1	1	0	0	.250
Feb 25	at Louisiana Tech	*of	2	0	1	1	0	0	0	0	0	0	0	0	0	0	0	0	0	0	.333
Mar 01	at Southeastern	of	0	0	0	0	0	0	0	1	0	0	0	0	0	0	0	2	0	0	.333
Mar 02	TEXAS SOUTHERN	ph/of	1	0	1	1	0	0	0	0	0	0	0	0	0	0	0	0	0	0	.429
Totals		2gs	7	0	3	3	0	0	0	2	0	0	0	0	0	0	1	4	0	0	.429

On base pct. .556 • Slugging pct. .429



# INDIVIDUAL GAME-BY-GAME

## #33 MARGET, Brady - 3 games (All games)

Date	Opponent	Pos	AB	R	H	RBI	2B	3B	HR	BB	SB	CS	HBP	SAC	SF	GDP	K	PO	A	E	Avg
Feb 18	UMASS-LOWELL	ph/1b	1	0	0	0	0	0	0	0	0	0	0	0	0	0	1	2	0	0	.000
Mar 01	at Southeastern	1b	1	0	0	1	0	0	0	0	0	0	1	0	0	0	1	4	0	0	.000
Mar 02	TEXAS SOUTHERN	1b	0	0	0	0	0	0	0	0	0	0	0	0	0	0	0	1	0	0	.000
Totals		0gs	2	0	0	1	0	0	0	0	0	0	1	0	0	0	2	7	0	0	.000

On base pct. .333 • Slugging pct. .000

## #35 MASSEY, Michael - 1 game (All games)

Date	Opponent	Pos	AB	R	H	RBI	2B	3B	HR	BB	SB	CS	HBP	SAC	SF	GDP	K	PO	A	E	Avg
Feb 20	UMASS-LOWELL	*p	0	0	0	0	0	0	0	0	0	0	0	0	0	0	0	1	0	0	.000
Totals		1gs	0	0	0	0	0	0	0	0	0	0	0	0	0	0	0	1	0	0	.000

On base pct. .000 • Slugging pct. .000

## #35 MASSEY, Michael - 2 appearances (All games)

Date	Opponent	GS	IP	H	R	ER	BB	SO	2B	3B	HR	WP	BK	HBP	IBB	Score	W-L	Sv	ERA	NP
Feb 20	UMASS-LOWELL	*	4.0	5	2	1	1	3	1	0	1	0	0	0	0	6-5	0-0	0	2.25	70
Feb 27	at Louisiana Tech-2	*	5.1	9	5	5	1	2	2	0	0	0	0	0	0	13-5	1-0	0	5.79	76
Totals		2	9.1	14	7	6	2	5	3	0	1	0	0	0	0	19-10	1-0	0	5.79	-

## #15 MINDER, Trevor - 9 games (All games)

Date	Opponent	Pos	AB	R	H	RBI	2B	3B	HR	BB	SB	CS	HBP	SAC	SF	GDP	K	PO	A	E	Avg
Feb 18	UMASS-LOWELL	*ss	2	1	1	0	0	0	0	2	0	0	0	0	0	0	1	0	2	0	.500
Feb 19	UMASS-LOWELL	*ss	4	1	1	0	0	0	0	0	0	0	0	0	0	0	0	1	4	0	.333
Feb 20	UMASS-LOWELL	*ss	4	1	2	1	0	0	1	0	0	0	0	0	0	0	1	1	4	1	.400
Feb 23	at Nicholls	*ss	4	1	2	0	2	0	0	0	0	0	0	0	0	0	2	1	1	1	.429
Feb 25	at Louisiana Tech	*ss	4	0	0	0	0	0	0	0	0	0	0	0	0	0	2	1	1	0	.333
Feb 27	at Louisiana Tech-1	*ss	2	1	1	2	0	0	1	1	0	0	0	0	0	0	1	0	2	0	.350
Feb 27	at Louisiana Tech-2	*ss	3	1	0	0	0	0	0	1	0	0	0	0	0	0	1	4	3	0	.304
Mar 01	at Southeastern	*ss	4	1	1	0	0	0	0	0	0	0	0	0	0	0	1	0	2	0	.296
Mar 02	TEXAS SOUTHERN	*ss	2	0	0	0	0	0	0	1	0	0	0	0	0	1	0	0	2	0	.276
Totals		9gs	29	7	8	3	2	0	2	5	0	0	0	0	0	1	9	8	21	2	.276

On base pct. .382 • Slugging pct. .552

## #29 MORROW, Brayden - 3 games (All games)

Date	Opponent	Pos	AB	R	H	RBI	2B	3B	HR	BB	SB	CS	HBP	SAC	SF	GDP	K	PO	A	E	Avg
Feb 19	UMASS-LOWELL	ph/3b	1	0	0	0	0	0	0	0	0	0	0	0	0	0	0	0	0	0	.000
Mar 01	at Southeastern	ph/3b	2	0	1	1	1	0	0	0	0	0	0	0	0	0	0	0	0	0	.333
Mar 02	TEXAS SOUTHERN	ph/3b	1	0	0	0	0	0	0	0	0	0	0	0	0	0	0	0	0	0	.250
Totals		0gs	4	0	1	1	1	0	0	0	0	0	0	0	0	0	0	0	0	0	.250

On base pct. .250 • Slugging pct. .500

## #23 NIEMANN, Frankie - 3 games (All games)

Date	Opponent	Pos	AB	R	H	RBI	2B	3B	HR	BB	SB	CS	HBP	SAC	SF	GDP	K	PO	A	E	Avg
Feb 19	UMASS-LOWELL	ph/dh	0	1	0	0	0	0	0	1	0	0	0	0	0	0	0	0	0	0	.000
Feb 27	at Louisiana Tech-2	ph	1	0	0	0	0	0	0	0	0	0	0	0	0	0	0	0	0	0	.000
Mar 01	at Southeastern	ph/dh	2	0	0	0	0	0	0	0	0	0	0	0	0	0	2	0	0	0	.000
Totals		0gs	3	1	0	0	0	0	0	1	0	0	0	0	0	0	2	0	0	0	.000

On base pct. .250 • Slugging pct. .000





# INDIVIDUAL GAME-BY-GAME

## #36 ROBINSON, Carter - 1 game (All games)

Date	Opponent	Pos	AB	R	H	RBI	2B	3B	HR	BB	SB	CS	HBP	SAC	SF	GDP	K	PO	A	E	Avg
Mar 01	at Southeastern	*p	0	0	0	0	0	0	0	0	0	0	0	0	0	0	0	1	1	0	.000
Totals		1gs	0	0	0	0	0	0	0	0	0	0	0	0	0	0	0	1	1	0	.000

On base pct. .000 • Slugging pct. .000

## #36 ROBINSON, Carter - 3 appearances (All games)

Date	Opponent	GS	IP	H	R	ER	BB	SO	2B	3B	HR	WP	BK	HBP	IBB	Score	W-L	Sv	ERA	NP
Feb 19	UMASS-LOWELL		1.0	0	0	0	0	0	0	0	0	0	0	0	0	11-0	0-0	0	0.00	14
Feb 23	at Nicholls	*	4.0	2	0	0	3	6	0	0	0	0	0	0	0	7-5	0-0	0	0.00	80
Mar 01	at Southeastern	*	5.0	4	1	1	1	1	1	0	0	1	0	3	0	23-1	1-0	0	0.90	71
Totals		2	10.0	6	1	1	4	7	1	0	0	1	0	3	0	41-6	1-0	0	0.90	-

## #22 SANCHEZ, Cristian - 2 appearances (All games)

Date	Opponent	GS	IP	H	R	ER	BB	SO	2B	3B	HR	WP	BK	HBP	IBB	Score	W-L	Sv	ERA	NP
Feb 20	UMASS-LOWELL		0.1	2	3	3	0	1	0	0	2	0	0	1	0	6-5	0-0	0	81.00	11
Mar 01	at Southeastern		1.0	0	0	0	0	2	0	0	0	0	0	0	0	23-1	0-0	0	20.25	15
Totals		0	1.1	2	3	3	0	3	0	0	2	0	0	1	0	29-6	0-0	0	20.25	-

## #2 SCHULZ, Gavin - 3 games (All games)

Date	Opponent	Pos	AB	R	H	RBI	2B	3B	HR	BB	SB	CS	HBP	SAC	SF	GDP	K	PO	A	E	Avg
Feb 19	UMASS-LOWELL	ph/2b	1	0	0	0	0	0	0	0	0	0	0	0	0	0	0	0	0	0	.000
Mar 01	at Southeastern	ss	2	0	0	0	0	0	0	0	0	0	0	0	0	0	0	0	1	0	.000
Mar 02	TEXAS SOUTHERN	ss	1	0	1	0	1	0	0	0	0	0	0	0	0	0	0	0	0	0	.250
Totals		0gs	4	0	1	0	1	0	0	0	0	0	0	0	0	0	0	0	1	0	.250

On base pct. .250 • Slugging pct. .500

## #37 SIEGEL, Grant - 4 appearances (All games)

Date	Opponent	GS	IP	H	R	ER	BB	SO	2B	3B	HR	WP	BK	HBP	IBB	Score	W-L	Sv	ERA	NP
Feb 19	UMASS-LOWELL		2.0	1	0	0	0	3	0	0	0	0	0	0	0	11-0	0-0	0	0.00	27
Feb 23	at Nicholls		2.0	3	0	0	0	1	2	0	0	0	0	0	0	7-5	1-0	0	0.00	26
Feb 27	at Louisiana Tech-2		1.0	1	0	0	1	0	0	0	0	0	0	0	0	13-5	1-0	0	0.00	18
Mar 02	TEXAS SOUTHERN	*	2.0	0	0	0	0	3	0	0	0	0	0	0	0	10-2	2-0	0	0.00	30
Totals		1	7.0	5	0	0	1	7	2	0	0	0	0	0	0	41-12	2-0	0	0.00	-

## #31 SLAGEL, Clifton - 1 game (All games)

Date	Opponent	Pos	AB	R	H	RBI	2B	3B	HR	BB	SB	CS	HBP	SAC	SF	GDP	K	PO	A	E	Avg
Feb 20	UMASS-LOWELL	p	0	0	0	0	0	0	0	0	0	0	0	0	0	0	0	0	0	1	.000
Totals		0gs	0	0	0	0	0	0	0	0	0	0	0	0	0	0	0	0	0	1	.000

On base pct. .000 • Slugging pct. .000

## #31 SLAGEL, Clifton - 3 appearances (All games)

Date	Opponent	GS	IP	H	R	ER	BB	SO	2B	3B	HR	WP	BK	HBP	IBB	Score	W-L	Sv	ERA	NP
Feb 20	UMASS-LOWELL		0.1	0	0	0	0	1	0	0	0	0	0	0	0	6-5	0-0	0	0.00	8
Feb 23	at Nicholls		0.1	1	0	0	0	0	0	0	0	0	0	0	0	7-5	0-0	0	0.00	6
Mar 02	TEXAS SOUTHERN		1.0	0	0	0	0	0	0	0	0	0	0	0	0	10-2	0-0	0	0.00	7
Totals		0	1.2	1	0	0	0	1	0	0	0	0	0	0	0	23-12	0-0	0	0.00	-



# INDIVIDUAL GAME-BY-GAME

## #30 TATE, Ben - 2 appearances (All games)

Date	Opponent	GS	IP	H	R	ER	BB	SO	2B	3B	HR	WP	BK	HBP	IBB	Score	W-L	Sv	ERA	NP
Feb 20	UMASS-LOWELL		1.1	0	0	0	0	1	0	0	0	0	0	0	0	6-5	0-0	0	0.00	14
Feb 25	at Louisiana Tech		0.0	0	2	2	2	0	0	0	0	0	0	0	0	1-6	0-0	0	13.50	10
Totals		0	1.1	0	2	2	2	1	0	0	0	0	0	0	0	7-11	0-0	0	13.50	-

## #38 THOMAS, Lane - 1 game (All games)

Date	Opponent	Pos	AB	R	H	RBI	2B	3B	HR	BB	SB	CS	HBP	SAC	SF	GDP	K	PO	A	E	Avg
Mar 02	TEXAS SOUTHERN	p	0	0	0	0	0	0	0	0	0	0	0	0	0	0	0	0	1	0	.000
Totals		0gs	0	0	0	0	0	0	0	0	0	0	0	0	0	0	0	0	1	0	.000

On base pct. .000 • Slugging pct. .000

## #38 THOMAS, Lane - 2 appearances (All games)

Date	Opponent	GS	IP	H	R	ER	BB	SO	2B	3B	HR	WP	BK	HBP	IBB	Score	W-L	Sv	ERA	NP
Feb 25	at Louisiana Tech		1.1	0	0	0	0	1	0	0	0	0	0	0	0	1-6	0-0	0	0.00	21
Mar 02	TEXAS SOUTHERN		2.0	0	0	0	1	2	0	0	0	0	0	0	0	10-2	0-0	0	0.00	30
Totals		0	3.1	0	0	0	1	3	0	0	0	0	0	0	0	11-8	0-0	0	0.00	-

## #26 THOMPSON, Turner - 2 appearances (All games)

Date	Opponent	GS	IP	H	R	ER	BB	SO	2B	3B	HR	WP	BK	HBP	IBB	Score	W-L	Sv	ERA	NP
Feb 18	UMASS-LOWELL		1.0	1	0	0	0	2	0	0	0	0	0	0	0	10-2	0-0	0	0.00	16
Mar 01	at Southeastern		1.0	0	0	0	1	2	0	0	0	0	0	1	0	23-1	0-0	0	0.00	25
Totals		0	2.0	1	0	0	1	4	0	0	0	0	0	1	0	33-3	0-0	0	0.00	-

## #32 VALIGOSKY, Brian - 2 appearances (All games)

Date	Opponent	GS	IP	H	R	ER	BB	SO	2B	3B	HR	WP	BK	HBP	IBB	Score	W-L	Sv	ERA	NP
Feb 20	UMASS-LOWELL		0.1	1	0	0	0	1	1	0	0	0	0	0	0	6-5	0-0	0	0.00	9
Feb 23	at Nicholls		1.1	1	1	1	2	2	0	0	1	0	0	0	0	7-5	0-0	0	5.40	35
Totals		0	1.2	2	1	1	2	3	1	0	1	0	0	0	0	13-10	0-0	0	5.40	-

## #16 WACHTER, Jonah - 1 appearance (All games)

Date	Opponent	GS	IP	H	R	ER	BB	SO	2B	3B	HR	WP	BK	HBP	IBB	Score	W-L	Sv	ERA	NP
Mar 02	TEXAS SOUTHERN		0.0	0	0	0	2	0	0	0	0	0	0	0	0	10-2	0-0	0	0.00	10
Totals		0	0.0	0	0	0	2	0	0	0	0	0	0	0	0	10-2	0-0	0	0.00	-

## #34 WELCH, Chandler - 3 appearances (All games)

Date	Opponent	GS	IP	H	R	ER	BB	SO	2B	3B	HR	WP	BK	HBP	IBB	Score	W-L	Sv	ERA	NP
Feb 18	UMASS-LOWELL		3.2	0	0	0	1	5	0	0	0	0	0	0	0	10-2	1-0	0	0.00	46
Feb 23	at Nicholls		0.1	4	4	4	1	0	1	0	0	1	0	0	0	7-5	1-0	0	9.00	19
Mar 01	at Southeastern		1.0	0	0	0	0	1	0	0	0	0	0	0	0	23-1	1-0	0	7.20	9
Totals		0	5.0	4	4	4	2	6	1	0	0	1	0	0	0	40-8	1-0	0	7.20	-



# TULANE BASEBALL PLAYER CAPSULES

## LANDRY ALLIGOOD

Fr. • Alexandria, La. • RHP  
2022 SEASON HIGHS  
Innings: 1.0, vs. Texas Southern (3/2)  
Strikeouts: 2, vs. Texas Southern (3/2)  
Hits: 1, at LaTech (2/25)  
Runs: 2, at LaTech (2/25)  
Earned Runs: 2, at LaTech (2/25)  
Walks: 2, vs. UML (2/20)

## LUIS AVILES

Rs-Sr. • Palmetto Bay, Fla. • C/INF  
2022 SEASON HIGHS  
Hits: 3, at Southeastern (3/1)  
Runs: 3, vs. Texas Southern (3/2)  
RBI: 2, 3x - last at Southeastern (3/1)  
Home Runs: N/A  
Doubles: 2 at Southeastern (3/1)  
Triples: N/A  
Walks: 2, vs. Texas Southern (3/2)  
Steals: 1, at LaTech (2/25)

## CAREER HIGHS

Hits: 3, 3x - last at Southeastern (3/1/22)  
Runs: 3, 2x - last vs. Texas Southern (3/2/22)  
RBI: 5, vs. Texas Southern (3/3/20)  
Home Runs: 1, 9x - last at Cincinnati (5/20/21)  
Doubles: 2, 8x - last vs. Memphis (4/2/21)  
Triples: 1, vs. Memphis (4/2/21)  
Walks: 2, 7x - last vs. Texas Southern (3/2/22)  
Steals: 2, vs. UCF (5/14/21)

## TEO BANKS

Fr. • Odessa, Tx. • OF/RHP  
2022 SEASON HIGHS-Hitting  
Hits: 2, vs. Texas Southern (3/2)  
Runs: N/A  
RBI: 2, vs. Texas Southern (3/2)  
Home Runs: N/A  
Doubles: N/A  
Triples: N/A  
Walks: N/A  
Steals: 1, vs. Texas Southern (3/2)

## 2022 SEASON HIGHS-Pitching

Innings: 1.0, at Southeastern (3/1)  
Strikeouts: 1, at Southeastern (3/1)  
Hits: N/A  
Runs: N/A  
Earned Runs: N/A  
Walks: N/A

## SIMON BAUMGARDT

Rs-So. • Evergreen, Colo. • INF  
2022 SEASON HIGHS  
Hits: 1, 3x - last at Southeastern (3/1)  
Runs: 3, at Southeastern (3/1)  
RBI: 2, at Southeastern (3/1)  
Home Runs: N/A  
Doubles: N/A  
Triples: N/A  
Walks: 3, at Southeastern (3/1)  
Steals: N/A

## CAREER HIGHS

Hits: 4, at Memphis (4/25/21)  
Runs: 3, at Southeastern (3/1/22)  
RBI: 3, vs. Memphis (4/2/21)  
Home Runs: 1, 2x - last vs. Memphis (4/3/21)  
Doubles: 1, 8x - last at ECU (5/8/21)  
Triples: 1, at Troy (3/13/21)  
Walks: 3, at Southeastern (3/1/22)  
Steals: 1, 2x - last vs. Southern (3/9/21)

## KYLE BEATY

Fr. • Dacula, Ga. • RHP  
2022 SEASON HIGHS  
Innings: 1.0, 2x - last vs. Texas Southern (3/2)  
Strikeouts: 1, 3x - last vs. Texas Southern (3/2)  
Hits: 2, vs. Texas Southern (3/2)  
Runs: 2, vs. Texas Southern (3/2)  
Earned Runs: 2, vs. Southern Texas (3/2)  
Walks: 1, 2x - last vs. Texas Southern (3/2)

## SETH BECKSTEAD

Fr. • Queen Creek, Az. • C  
2022 SEASON HIGHS  
Hits: 1, 3x - last vs. Texas Southern (3/2)  
Runs: 2, at LaTech (2/27)  
RBI: 2, vs. Texas Southern (3/2)  
Home Runs: 1, vs. Texas Southern (3/2)  
Doubles: N/A  
Triples: N/A  
Walks: 1, 3x - last at LaTech (2/27)  
Steals: N/A

## DYLAN CARMOUCHE

So. • Denham Springs, La. • LHP  
2022 SEASON HIGHS  
Innings: 7.0, at LaTech (2/27)  
Strikeouts: 7, vs. UML (2/19)  
Hits: 4, 2x-last at LaTech (2/27)  
Runs: 1, at LaTech (2/27)  
Earned Runs: 1, at LaTech (2/27)  
Walks: 2, vs. UML (2/19)

## ZACH DEVITO

So. • New Orleans • RHP  
2022 SEASON HIGHS  
Innings: 2.0, vs. UML (2/20)  
Strikeouts: 5, vs. UML (2/20)  
Hits: 2, vs. UML (2/20)  
Runs: N/A  
Earned Runs: N/A  
Walks: N/A

## CAREER HIGHS

Innings: 5.0, vs. UCF (5/15/21)  
Strikeouts: 9, vs. UCF (5/15/21)  
Hits: 4, vs. Houston (5/1/21)  
Runs: 5, at Cincinnati (5/20/21)  
Earned Runs: 5, at Cincinnati (5/20/21)  
Walks: 3, at ECU (5/9/21)

## ADAM EBLING

Fr. • St. Louis, Mo. • INF  
2022 SEASON HIGHS  
Hits: N/A  
Runs: N/A  
RBI: N/A  
Home Runs: N/A  
Doubles: N/A  
Triples: N/A  
Walks: N/A  
Steals: N/A

## CHASE ENGELHARD

So. • Atlanta, Ga. • INF  
2022 SEASON HIGHS  
Hits: 2, 2x - last vs. Texas Southern (3/2)  
Runs: 2, at LaTech (2/27)  
RBI: 5, vs. Texas Southern (3/2)  
Home Runs: 1, at Nicholls (2/23)  
Doubles: 2, vs. Texas Southern (3/2)  
Triples: N/A  
Walks: 1, 4x - last at LaTech (2/27)  
Steals: 1, vs. UML (2/19)

## CAREER HIGHS

Hits: 5, vs. Cincinnati (5/22/21)  
Runs: 2, 9x - last vs. Wichita State (5/28/21)  
RBI: 5, vs. Texas Southern (3/2/22)  
Home Runs: 1, 8x - last at Cincinnati (5/22/21)  
Doubles: 2, 2x - last vs. Texas Southern (3/2/22)  
Triples: 1, vs. ULL (2/21/21)  
Walks: 2, 2x - last vs. La. Tech (3/21/21)  
Steals: 2, 2x - last vs. UCF (5/14/21)

## ADAM GRINTZ

Rs-So. • Glenmoore, Pa. • RHP  
2022 SEASON HIGHS  
Innings: N/A  
Strikeouts: N/A  
Hits: N/A  
Runs: N/A  
Earned Runs: N/A  
Walks: N/A

## ETHAN GROFF

Rs-So. • Orlando, Fla. • INF  
2022 SEASON HIGHS  
Hits: 5, at Southeastern (3/1)  
Runs: 5, at Southeastern (3/1)  
RBI: 4, at Southeastern (3/1)  
Home Runs: 1, at Nicholls (2/23/22)  
Doubles: 2, at Southeastern (3/1)  
Triples: 2, at LaTech (2/27)  
Walks: 1, 4x - last vs. Texas Southern (3/2)  
Steals: 1, vs. Texas Southern (3/2)

## CAREER HIGHS

Hits: 5, at Southeastern (3/1/22)  
Runs: 5, at Southeastern (3/1/22)  
RBI: 4, at Southeastern (3/1)  
Home Runs: 1, 6x - at Nicholls (2/23/22)  
Doubles: 2, at Southeastern (3/1)  
Triples: 1, at Southern (3/7/20)  
Walks: 3, vs. TSU (3/16/21)  
Steals: 1, 8x - last vs. Texas Southern (3/2/22)

## JARED HART

Rs-Jr. • Marietta, Ga. • OF  
2022 SEASON HIGHS  
Hits: 2, 2x - last at Southeastern (3/1)  
Runs: 3, at Southeastern (3/1)

RBI: 5, at Southeastern (3/1)  
Home Runs: N/A  
Doubles: 1, at Southeastern (3/1)  
Triples: N/A  
Walks: 2, 3x - last vs. Texas Southern  
Steals: 2, vs. UML (2/20)

## CAREER HIGHS

Hits: 3, 4x - last vs. Wichita State (2/27/21)  
Runs: 3, 3x - last at Southeastern (3/1/22)  
RBI: 5, at Southeastern (3/1/22)  
Home Runs: 1, vs. UCF (5/16/21)  
Doubles: 1, 8x - last at Southeastern (3/1/22)  
Triples: 1, at Cincinnati (5/20/21)  
Walks: 2, 4x - vs. Texas Southern (3/2/22)  
Steals: 4, vs. Houston (5/1/21)

## BRADY HEBERT

Fr. • Baton Rouge, La. • INF  
2022 SEASON HIGHS  
Hits: 3, vs. UML (2/18)  
Runs: 3, at Southeastern (3/1)  
RBI: 3, at Southeastern (3/1)  
Home Runs: N/A  
Doubles: 1, 3x - last vs. Texas Southern (3/2)  
Triples: N/A  
Walks: 2, 3x-last at Southeastern (3/1)  
Steals: N/A

## TYLER HOFFMAN

Rs-Jr. • Mobile, Ala. • RHP  
2022 SEASON HIGHS  
Innings: 5.0, at LaTech (2/27)  
Strikeouts: 4, at LaTech (2/27)  
Hits: 5, at LaTech (2/27)  
Runs: 2, 2x at LaTech (2/27)  
Earned Runs: 2, 2x at LaTech (2/27)  
Walks: 4, at LaTech (2/27)

## CAREER HIGHS

Innings: 7.1, at UCF (5/18/19; G2)  
Strikeouts: 8, at Southern Miss (5/1/20)  
Hits: 7 vs. GCU (3/28/21)  
Runs: 6, at Long Beach State (3/16/20)  
Earned Runs: 6, 2x - last at MSU (2/27/21)  
Walks: 5, at UCF (5/18/19 - G2)

## KEATON KNUEPPPEL

Grad • Verona, Wis. • LHP  
2022 SEASON HIGHS  
Innings: 1, vs. Texas Southern (3/2)  
Strikeouts: N/A  
Hits: N/A  
Runs: N/A  
Earned Runs: N/A  
Walks: N/A

## CAREER HIGHS

Innings: 1.1, 2x - last at Troy (3/13/21)  
Strikeouts: 2, 2x - last at Cincinnati (5/21/21)  
Hits: 2, at Troy (3/13/21)  
Runs: 2, at Troy (3/13/21)  
Earned Runs: 2, at Troy (3/13/21)  
Walks: 2, at Cincinnati (5/21/21)

## BRENNAN LAMBERT

Rs. So. • Baton Rouge, La. • C/DH  
2022 SEASON HIGHS  
Hits: 3, vs. UML (2/19)  
Runs: 2, 2x - last vs. Texas Southern (3/2)  
RBI: 2, vs. UML (2/19)  
Home Runs: 1, vs. UML (2/19)  
Doubles: 1, vs. UML (2/19)  
Triples: N/A  
Walks: 2, vs. UML (2/20)  
Steals: N/A

## JACOB LAPRAIRIE

So. • Lafayette, La. • OF  
2022 SEASON HIGHS  
Hits: N/A  
Runs: 1, 2x-last at LaTech (2/27)  
RBI: 1, 2x-last at LaTech (2/27)  
Home Runs: N/A  
Doubles: N/A  
Triples: N/A  
Walks: 1, 2x - last at LaTech (2/27)  
Steals: N/A

## CAREER HIGHS

Hits: 3, 2x - last at Cincinnati (5/22/21)  
Runs: 3, vs. Houston (5/1/21)  
RBI: 4 vs. GCU (3/26/21)  
Home Runs: 1 vs. GCU (3/26/21)  
Doubles: 2, at Cincinnati (5/22/21)  
Triples: N/A  
Walks: 3, at Memphis (4/23/21)  
Steals: 1, 5x - last at ECU (5/8/21)



# TULANE BASEBALL PLAYER CAPSULES

## BENNETT LEE

So. • Tampa, Fla. • C  
2022 SEASON HIGHS  
Hits: 2, 2x – last at Southeastern (3/1)  
Runs: 3, at Southeastern (3/1)  
RBI: 3, at LaTech (2/27)  
Home Runs: N/A  
Doubles: 1, 3x – at Southeastern (3/1)  
Triples: 1, at LaTech (2/27)  
Walks: 2, last at Southeastern (3/1)  
Steals: 1, vs. UML (2/20)

## CAREER HIGHS

Hits: 4, at Memphis (4/23/21)  
Runs: 3, 2x – last at Southeastern (3/1/22)  
RBI: 4, vs. Jackson State (3/30/21)  
Home Runs: 1, 4x last - vs. UCF (5/14/21)  
Doubles: 1, 8x - last at Southeastern (3/1/22)  
Triples: 1, 2x-last vs. La. Tech (3/21/21)  
Walks: 3, vs. UCF (5/14/21)  
Steals: 1, 5x - last vs. UML (2/20/22)

## JACKSON LINN

Fr. • Boston, Mass. • OF/RHP  
2022 SEASON HIGHS  
Hits: 1, 3x-last vs. Texas Southern (3/2)  
Runs: N/A  
RBI: 1, 3x-last vs. Texas Southern (3/2)  
Home Runs: N/A  
Doubles: N/A  
Triples: N/A  
Walks: 1, 2x-last at LaTech (2/27)  
Steals: N/A

## BRADY MARGET

Fr. • Milwaukee, Wis. • INF  
2022 SEASON HIGHS  
Hits: N/A  
Runs: N/A  
RBI: 1, at Southeastern (3/1)  
Home Runs: N/A  
Doubles: N/A  
Triples: N/A  
Walks: N/A  
Steals: N/A

## MICHAEL MASSEY

Fr. • Suwanee, Ga. • RHP  
2022 SEASON HIGHS  
Innings: 5.1, at LaTech (2/27)  
Strikeouts: 3, vs. UML (2/20)  
Hits: 9, at LaTech (2/27)  
Runs: 5, at LaTech (2/27)  
Earned Runs: 5, at LaTech (2/27)  
Walks: 1, 2x-last at LaTech (2/27)

## TREVOR MINDER

Grad. • Springfield, Ill. • INF  
2022 SEASON HIGHS  
Hits: 2, 2x - at Nicholls (2/23/22)  
Runs: 1, 7x - last at Southeastern (3/1)  
RBI: 2, at LaTech (2/27)  
Home Runs: 1, 2x - last at LaTech (2/27)  
Doubles: 2, at Nicholls (2/23/22)  
Triples: N/A  
Walks: 2, vs. UML (2/18)  
Steals: N/A

## CAREER HIGHS

Hits: 4, vs. Middle Tennessee (3/1/20)  
Runs: 4, vs. Middle Tennessee (3/1/20)  
RBI: 3, 3x - last vs. UCF (5/16/21)  
Home Runs: 1, 5x – last at LaTech (2/27/22)  
Doubles: 2, at Nicholls (2/23/22)  
Triples: 1, 4x - last vs. USF (5/30)  
Walks: 2, 5x - last vs. UML (2/18/22)  
Steals: 2, vs. TSU (3/16/21)

## BRAYDEN MORROW

Soph. • Carencro, La. • INF  
2022 SEASON HIGHS  
Hits: 1, at Southeastern (3/1)  
Runs: N/A  
RBI: 1, at Southeastern (3/1)  
Home Runs: N/A  
Doubles: 1, at Southeastern (3/1)  
Triples: N/A  
Walks: N/A  
Steals: N/A

## FRANKIE NIEMANN

Grad. • Sanford, Fla. • C  
2022 SEASON HIGHS  
Hits: N/A  
Runs: 1, vs. UML (2/19)  
RBI: N/A

## Home Runs: N/A

Doubles: N/A  
Triples: N/A  
Walks: 1, vs. UML (2/19)  
Steals: N/A

## CAREER HIGHS

Hits: 4, vs. McNeese (3/12/19)  
Runs: 3, 3x - last USF (5/29)  
RBI: 6, at Troy (3/14/21)  
Home Runs: 1, 6x - last, at Troy (3/14/21)  
Doubles: 2, 3x - last vs. Wichita State (4/16/21)  
Triples: N/A  
Walks: 3, vs. Cincinnati (5/23/19)  
Steals: 1, 2x - last at MSU (2/26)

## CARTER ROBINSON

Grad. • Phoenix, Az. • RHP  
2022 SEASON HIGHS  
Innings: 5.0, at Southeastern (3/1)  
Strikeouts: 6, at Nicholls (2/23/22)  
Hits: 4, at Southeastern (3/1)  
Runs: 1, at Southeastern (3/1)  
Earned Runs: 1, at Southeastern (3/1)  
Walks: 3, at Nicholls (2/23/22)

## CRISTIAN SANCHEZ

Rs. So. • Fairfax, Va. • RHP  
2022 SEASON HIGHS  
Innings: 1.0, at Southeastern (3/1)  
Strikeouts: 2, at Southeastern (3/1)  
Hits: 2, vs. UML (2/20)  
Runs: 3, vs. UML (2/20)  
Earned Runs: 3, vs. UML (2/20)  
Walks: N/A

## GAVIN SCHULZ

Fr. • New Orleans, La. • INF  
2022 SEASON HIGHS  
Hits: 1, vs. Texas Southern (3/2)  
Runs: N/A  
RBI: N/A  
Home Runs: N/A  
Doubles: 1, vs. Texas Southern (3/2)  
Triples: N/A  
Walks: N/A  
Steals: N/A

## GRANT SIEGEL

Fr. • Fort Lauderdale, Fla. • RHP  
2022 SEASON HIGHS  
Innings: 2.0, 3x – last vs. Texas Southern (3/2)  
Strikeouts: 3, 2x- last vs. Texas Southern (3/2)  
Hits: 3, at Nicholls (2/23/22)  
Runs: N/A  
Earned Runs: N/A  
Walks: 1, at LaTech (2/27)

## CLIFTON SLAGEL

Grad. • Fairbury, Ill. • RHP  
2022 SEASON HIGHS  
Innings: 1.0, vs. Texas Southern (3/2)  
Strikeouts: 1, vs. UML (2/20)  
Hits: 1, at Nicholls (2/23/22)  
Runs: N/A  
Earned Runs: N/A  
Walks: N/A

## CAREER HIGHS

Innings: 4.2, at Cal State Fullerton (2/22/20)  
Strikeouts: 6, at Cal State Fullerton (2/22/20)  
Hits: 3, vs. Jackson State (3/30/21)  
Runs: 3, at Cincinnati (5/21/21)  
Earned Runs: 2, 2x - last at Cincinnati (5/21/21)  
Walks: 1, 8x - last vs. UCF (5/16/21)

## LOGAN STEVENS

Rs-Jr. • New Orleans, La. • OF  
2022 SEASON HIGHS  
Hits: N/A  
Runs: N/A  
RBI: N/A  
Home Runs: N/A  
Doubles: N/A  
Triples: N/A  
Walks: N/A  
Steals: N/A

## CAREER HIGHS

Hits: 4, vs. ULL (2/21/21)  
Runs: 2, 4x - last vs. Wichita State (5/28/21)  
RBI: 2, 2x - last vs. UCF (5/14/21)  
Home Runs: 1, vs. FGCU (2/15/20)  
Doubles: 1, 4x - last vs. Southern (3/6/20)  
Triples: 1, vs. Texas Southern (3/6/19)  
Walks: 2, 2x - last vs. ULL (2/20/21)

Steals: 1, 2x - last vs. La. Tech (3/19)

## BEN TATE

Fr. • Lafayette, La. • LHP  
2022 SEASON HIGHS  
Innings: 1.1, vs. UML (2/20)  
Strikeouts: 1, vs. UML (2/20)  
Hits: N/A  
Runs: 2, at LaTech (2/27)  
Earned Runs: 2, at LaTech (2/27)  
Walks: 2, at LaTech (2/27)

## LANE THOMAS

Rs-Jr. • Walker, La. • RHP  
2022 SEASON HIGHS  
Innings: 2.0, vs. Texas Southern (3/2)  
Strikeouts: 2, vs. Texas Southern (3/2)  
Hits: N/A  
Runs: N/A  
Earned Runs: N/A  
Walks: 1, vs. Texas Southern (3/2)

## CAREER HIGHS

Innings: 2.0, 3x - last vs. Texas Southern (3/2/22)  
Strikeouts: 2, 3x - last vs. Texas Southern (3/2/22)  
Hits: 3, vs. GCU (3/28/21)  
Runs: 3, at ECU (5/7/21)  
Earned Runs: 3, at ECU (5/7/21)  
Walks: 2, 2x - last at ECU (5/7/21)

## TURNER THOMPSON

So. • Tampa, Fla. • RHP  
2022 SEASON HIGHS  
Innings: 1.0, 2x – last at Southeastern (3/1)  
Strikeouts: 2, 2x – last at Southeastern (3/1)  
Hits: 1, vs. UML (2/18)  
Runs: N/A  
Earned Runs: N/A  
Walks: 1, at Southeastern (3/1)

## BRIAN VALIGOSKY

So. • New Orleans, La. • LHP  
2022 SEASON HIGHS  
Innings: 1.1, at Nicholls (2/23/22)  
Strikeouts: 2, at Nicholls (2/23/22)  
Hits: 1, at Nicholls (2/23/22)  
Runs: 1, at Nicholls (2/23/22)  
Earned Runs: 1, at Nicholls (2/23/22)  
Walks: 2, at Nicholls (2/23/22)

## CAREER SEASON HIGHS

Innings: 1.1, at Nicholls (2/23/22)  
Strikeouts: 2, at Nicholls (2/23/22)  
Hits: 1, at Nicholls (2/23/22)  
Runs: 2, 2x - last vs. Jackson State (3/30)  
Earned Runs: 2, 2x - last vs. Jackson State (3/30)  
Walks: 2, 2x - last at Nicholls (2/23/22)

## JONAH WACHTER

Fr. • Concord, NH • RHP  
2022 SEASON HIGHS  
Innings: N/A  
Strikeouts: N/A  
Hits: N/A  
Runs: N/A  
Earned Runs: N/A  
Walks: 1, vs. Texas Southern

## CHANDLER WELCH

Fr. • Slidell, La. • RHP  
2022 SEASON HIGHS  
Innings: 3.2, vs. UML (2/18)  
Strikeouts: 5, vs. UML (2/18)  
Hits: 4, at Nicholls (2/23/22)  
Runs: 4, at Nicholls (2/23/22)  
Earned Runs: 4, at Nicholls (2/23/22)  
Walks: 1, 2x - last at Nicholls (2/23/22)





# 2022 TV ROSTER



**1**  
Ethan Groff  
Rs-So. | 6-0 | 200 | R/R  
OF | Orlando, Fla.



**2**  
Gavin Schulz  
Fr. | 5-9 | 173 | R/R  
INF | Meraux, La.



**3**  
Adam Ebiling  
Fr. | 6-1 | 190 | R/R  
INF | St. Louis, Mo.



**4**  
Brennan Lambert  
Rs-Jr. | 5-10 | 200 | R/R  
C/DH | Baton Rouge, La.




**5**  
Chase Engelhard  
So. | 6-0 | 185 | R/R  
INF | Atlanta, Ga.



**6**  
Bennett Lee  
So. | 6-0 | 208 | R/R  
C | Tampa, Fla.



**7**  
Logan Stevens  
Rs-Jr. | 6-2 | 210 | L/R  
OF | New Orleans, La.



**8**  
Jared Hart  
Rs-Jr. | 6-3 | 195 | R/R  
OF | Marietta, Ga.




**9**  
Jacob LaPrairie  
So. | 5-9 | 170 | L/L  
OF | Lafayette, La.



**11**  
Teo Banks  
Fr. | 6-2 | 190 | R/R  
OF/RHP | Odessa, Texas



**13**  
Seth Beckstead  
Rs-Jr. | 6-0 | 195 | R/R  
C | Tampa, Fla.



**14**  
Simon Baumgardt  
Rs-So. | 6-2 | 195 | R/R  
INF/OF | Evergreen, Colo.



**15**  
Trevor Minder  
Grad. | 6-3 | 200 | R/R  
INF | Springfield, Ill.



**16**  
Jonah Watcher  
Fr. | 6-2 | 180 | R/R  
RHP | Concord, N.H.



**17**  
Brady Hebert  
Fr. | 6-0 | 192 | L/R  
INF | Baton Rouge, La.



**21**  
Luis Aviles  
Rs-Sr. | 5-11 | 200 | R/R  
C/INF | Palmetto, Fla.




**22**  
Cristian Sanchez  
So. | 6-0 | 208 | R/R  
C | Tampa, Fla.




**23**  
Frankie Niemann  
Grad. | 6-0 | 210 | R/R  
C/INF/DH | Sanford, Fla.




**24**  
Jackson Linn  
So. | 6-3 | 210 | R/R  
OF | Cambridge, Mass.



**26**  
Turner Thompson  
So. | 6-0 | 208 | R/R  
RHP | Tampa, Fla.



**28**  
Landry Alligood  
Fr. | 6-0 | 180 | R/R  
RHP | Anacoco, La.



**29**  
Brayden Morrow  
Rs-Jr. | 6-3 | 225 | R/R  
INF | Carenco, La.



**30**  
Ben Tate  
Fr. | 6-2 | 200 | L/L  
OF/LHP | Sunset, La.



**31**  
Clifton Sigel  
Grad. | 6-1 | 180 | R/R  
RHP | Fairbury, Ill.



**32**  
Brian Valigosky  
So. | 6-1 | 200 | L/L  
LHP | New Orleans, La.




**33**  
Brady Marget  
Fr. | 6-5 | 195 | L/R  
INF | Whitefish Bay, Wisc.



**34**  
Chandler Weltch  
Fr. | 6-0 | 170 | R/R  
RHP | Slidell, La.



**35**  
Michael Massey  
Fr. | 6-5 | 230 | R/R  
RHP | Suwanee, Ga.




**36**  
Carter Robinson  
Grad. | 6-8 | 230 | R/R  
RHP | Phoenix, Ariz.




**37**  
Grant Siegel  
Fr. | 6-1 | 195 | R/R  
RHP | Plantation, Fla.



**38**  
Lane Thomas  
Rs-Jr. | 6-2 | 187 | L/R  
RHP | Walker, La.




**39**  
Dylan Carmouche  
So. | 6-6 | 225 | S/L  
LHP | Denham Springs, La.




**40**  
Tracy Mitchem  
So. | 6-0 | 205 | L/L  
OF | Windermere, Fla.



**41**  
Kyle Beaty  
Grad. | 6-0 | 190 | R/R  
RHP | Decula, Ga.



**42**  
Cam Van Hoorebeke  
Rs-So. | 6-5 | 220 | L/L  
LHP | West Chester, Penn.



**43**  
Adam Grintz  
Rs-So. | 6-2 | 220 | R/R  
RHP | Glenmoore, Penn.




**44**  
Tyler Hoffman  
Rs-Jr. | 6-0 | 182 | R/R  
RHP | Mobile, Ala.



**45**  
Blake Mahmood  
So. | 6-2 | 200 | R/R  
RHP | Eden Prairie, Minn.



**46**  
Zach DeVito  
So. | 6-0 | 185 | R/R  
RHP | Lithia, Fla.



**51**  
Keaton Knueppel  
Grad. | 6-2 | 225 | L/L  
LHP | Tampa, Fla.




**50**  
Travis Jewett  
Head Coach  
6th Season



**20**  
Jay Uhlman  
Assistant Coach  
3rd Season



**19**  
Daniel Latham  
Assistant Coach  
4th Season



**47**  
Adam Core  
Volunteer Assistant Coach  
2nd Season



**General Manager**  
Curtis Akey  
8th Season